

**LAPWAI SCHOOL DISTRICT #341**  
**BOARD OF TRUSTEES - REGULAR MONTHLY MEETING**  
**Lapwai School District Office, 404 S Main St, Lapwai, Idaho**  
**Monday, October 16, 2017 - 5:00 pm**  
**Agenda**

- 1) Call to Order
  - A. Pledge of Allegiance
  - B. Roll Call

**Page**

**2**

- 2) A. Consent Agenda
  - A. Approval of Minutes – September 18, 2017
  - B. Budget Report/Balance Sheet
  - C. Payment of Current Bills
  - D. Associated Student Body Accounts

**5**

**26**

**29**

**33**

- B. Public Easement for Sidewalk Improvements and Skateboard Park  
- Lapwai City Attorney, Jennifer Douglass

C. Audit Report for 2016-2017 Fiscal Year – Steve Clack

- 3) Unscheduled Delegations (please call at least 3 days prior to the meeting to be included)
  - A.

- 4) Discussion Items

**42, 67,  
71, 72**

- A. Senator Dan Johnson -
  - B. Administrator's Reports – Principals, Sped Director, Athletic Director, Superintendent
  - C.

- 5) Action Items

**91**

**92**

**100**

- A. Appoint Zone 5 Board Trustee – Jackie McArthur
  - B. First Reading – Policy 204.5 – Indian Policies and Procedures for Impact Aid
  - C. Second Reading – Policy 406.4 – Volunteers / Coaches
  - D.

- 6) Executive Session – Idaho Code Section 74-206(1) (a) & (b) (Personnel)  
(If 4 of 5 Board Members are present as per Idaho Code Section 74-206(1))
  - A. New Hire – Junior High Boys Basketball Coach – Jack Yearout
  - B. New Hire – Dave Penney, Native Youth Community Project Grant Director
  - C.

- 7) Adjourn

LAPWAI SCHOOL DISTRICT #341  
School Board Minutes  
Regular Meeting  
September 21, 2017

The Board of Trustees of School District #341 met in regular session in the Board Room of the District Office. Board Chair Samuels-Allen called the meeting to order at 5:19 p.m. The board then led those in attendance in the Pledge of Allegiance. Roll Call was made, present were Trustees Samuels-Allen, Bell, and Kipp. Trustee Johnson was absent. The audience included Teri Wagner, Lori Ravet, D'Lisa Penney-Pinkham, and David Kronemann. Prior to the start of the meeting with a quorum, also present were Valerie Ridinger, Melissa Tabor, and Ken Kessler who left after their presentation.

After a few questions, Trustee Kipp moved and Trustee Bell seconded that the consent agenda be approved as presented. The consent agenda included meeting minutes, payment of bills as presented, budget report, balance sheet, and ASB accounts. A vote was taken and the motion passed.

The discussion item of Native Education Research Summit Presentation was held before a quorum was present. Valerie Ridinger, Melissa Tabor, and Ken Kessler reviewed their activities in this area.

Principal Wagner answered a few questions but otherwise let her report stand as presented.

Principal Pinkham touched on the start of the new year. She also answered questions about security after recent events at Freeman High School near Spokane.

Special Education Director Ravet talked about the numbers being down from last year to 112 students.

Athletic Director Kronemann touched on the start of the seasons of Football and Volleyball going very positively. He further talked about the volunteer selection process. Further discussion was held with the board on this and other items regarding operations.

Superintendent Aiken touched on his reports and activities. Highlighted was his upcoming trip along with District Administrative Assistant Connie Desjarlais and Trustee Bell to the upcoming NAFIS (National Association of Federally Impacted Schools) conference. Impact Aid funding is looking much more positive after the Trump Administration's budget had excluded it. He also talked about the Kaya 15-year celebration, the Continuous Improvement Plan and the Leadership Premium Plan.

The First Reading of the following policy was held.

– 406.4 – Volunteers / Coaches

The policy will be on the agenda for next month for a second reading. No action taken.

The Second Reading of the following policies was held.

- 502.12 – Entrance, Placement, and Transfer
- 901.3.1 – Parent and Family Engagement Guidelines
- 901.5 – Parents Right-to-Know Notices
- 501.1 – Entrance, Placement, and Transfer
- 901.3 – Parent and Family Engagement
- 703.4 – Prohibiting Adult Sex Offenders from Entrance to School  
Premises or Activities
- 403.3 – Personal Leave
- 202.1 – Code of Ethics

Trustee Bell moved and Trustee Kipp seconded to approve the policies as presented. A vote was taken and the motion was passed.

Trustee Kipp moved and Trustee Bell seconded to approve the Continuous Improvement Plan and the Leadership Premium Plan as presented. A vote was taken and the motion was passed.

No executive session was held as only three members were present.

The following personnel items were presented to the board.

Resignation – Middle School Boys Basketball Coach – John Williamson

Volunteer – Football Assistant - Ryley Leighton

Retirement to Part-Time – Indian Education Secretary – Jenny Williams

Change in FTE - .5 to 1.0 FTE – Secondary Art Teacher – Peggy Fiske

Change in FTE - .5 to 1.0 FTE – Elementary Art Teacher – Ena Sanchez Raml

Trustee Bell moved to approve all personnel items as presented. No second was received, Trustee Bell then withdrew the motion.

The resignation of Middle School Boys Basketball Coach John Williamson was received. Trustee Kipp moved and Trustee Bell seconded to accept the resignation. A vote was taken and the motion passed.

Trustee Kipp moved to table action on approving as a Volunteer Football Assistant, Ryley Leighton, until four board members are present. The matter was discussed at length. Trustee Bell seconded the motion which was passed.

The move from retirement to part-time of Indian Education Secretary Jenny Williams was presented to the board. Trustee Kipp moved and Trustee Bell seconded to approve the move. A vote was taken and the motion passed.

The following personnel items were presented to the board.

Change in FTE - .5 to 1.0 FTE – Secondary Art Teacher – Peggy Fiske

Change in FTE - .5 to 1.0 FTE – Elementary Art Teacher – Ena Sanchez Raml

Trustee Bell moved and Trustee Kipp moved to approve the change in FTE as presented. A vote was taken and the motion passed.

Trustee Bell moved and Trustee Kipp seconded to adjourn. A vote was taken and the motion passed.

Board Chair Samuels-Allen declared the meeting adjourned at 8:16pm.

---

Clerk

---

Board Chair

GENERAL FUND

REVENUE

100-411400-000	DISTRICT TORT REVENUE	35,856.00CR	0.00	982.02CR	34,873.98CR	0%	3%
100-411900-000	OTHER TAXES	0.00	0.00	1.16CR	1.16	0%	0%
100-413000-000	PENALTY & INT--DELINQUENT TAXES	3,000.00CR	0.00	1,033.99CR	1,966.01CR	0%	34%
100-415000-000	EARNINGS ON INVESTMENTS	5,000.00CR	0.00	2,014.16CR	2,985.84CR	0%	40%
100-419900-000	OTHER LOCAL REVENUE	40,000.00CR	0.00	2,510.20CR	37,489.80CR	0%	6%
100-419901-000	DRIVERS ED.--STUDENT FEES	2,500.00CR	0.00	600.00CR	1,900.00CR	0%	24%
100-419903-000	GRANTS	0.00	0.00	0.00	0.00	0%	0%
**TOTAL LOCAL REVENUE		86,356.00CR	0.00	7,141.53CR	79,214.47CR	0%	8%
100-431100-000	STATE APPORTIONMENT	2,590,600.00CR	0.00	1,251,989.60CR	1,338,610.40CR	0%	48%
100-431200-000	TRANSPORTATION SUPPORT REVENUE	116,959.00CR	0.00	56,510.34CR	60,448.66CR	0%	48%
100-431401-000	SED SUPPORT	50,000.00CR	0.00	26,039.96CR	23,960.04CR	0%	52%
100-431800-000	BENEFIT APPORTIONMENT	346,825.00CR	0.00	167,417.10CR	179,407.90CR	0%	48%
100-431900-000	OTHER STATE SUPPORT	154,513.00CR	600.00CR	600.00CR	153,913.00CR	0%	0%
100-431901-000	EARLY COMPLETERS-DUAL CREDIT	0.00	0.00	0.00	0.00	0%	0%
100-431902-000	STATE MATH/SCI REQUIREMENT	2,700.00CR	0.00	0.00	2,700.00CR	0%	0%
100-431904-000	REMEDIATION	13,000.00CR	0.00	0.00	13,000.00CR	0%	0%
100-431930-000	STATE TECHNOLOGY SUPPORT	73,846.00CR	0.00	0.00	73,846.00CR	0%	0%
100-432100-000	DRIVER EDUCATION REVENUE	3,125.00CR	0.00	0.00	3,125.00CR	0%	0%
100-437000-000	LOTTERY/ADD'L STATE MAINTENANCE	74,359.00CR	0.00	74,208.00CR	151.00CR	0%	100%
100-438000-000	REVENUE IN LIEU OF TAXES	2,606.00CR	0.00	0.00	2,606.00CR	0%	0%
100-438001-000	REV. IN LIEU-AG. EQUIP.	2,160.00CR	0.00	540.00CR	1,620.00CR	0%	25%
**TOTAL STATE REVENUE		3,430,693.00CR	600.00CR	1,577,305.00CR	1,853,388.00CR	0%	46%
100-442000-000	UNRESTRICTED FED REVENUE (FOREST	200.00CR	0.00	0.00	200.00CR	0%	0%
100-445900-000	OTHER FEDERAL INCOME	0.00	0.00	0.00	0.00	0%	0%
100-445901-000	MEDICAID PAYMENTS	277,853.00CR	1,112.70CR	5,193.61CR	272,659.39CR	0%	2%
100-448200-000	IMPACT AID P.L. 81-874	2,300,000.00CR	1,370,025.13CR	1,997,152.17CR	302,847.83CR	60%	87%
**TOTAL FEDERAL REVENUE		2,578,053.00CR	1,371,137.83CR	2,002,345.78CR	575,707.22CR	53%	78%
100-320000-000	BEGINNING BALANCE - BUDGET	600,000.00CR	0.00	0.00	600,000.00CR	0%	0%
100-453000-000	SALE OF PROPERTY	0.00	0.00	0.00	0.00	0%	0%
100-460000-000	TRANSFERS FROM OTHER FUNDS	1,667.00CR	0.00	0.00	1,667.00CR	0%	0%
TOTAL OTHER REVENUE		601,667.00CR	0.00	0.00	601,667.00CR	0%	0%
***TOTAL REVENUE		6,696,769.00CR	1,371,737.83CR	3,586,792.31CR	3,109,976.69CR	20%	54%

(Rprt: 01 - MAINBdgt Prep: 18/Prop Budget; Dates: 00/00/00-10/31/17; PRINT: 10/11/17 2:23:55 PM)

ACCT # ACCT NAME BUDGETED MTD ACTIVITY YTD ACTIVITY BALANCE MTD% YTD%

## E L E M E N T A R Y

100-512110-000	ELEMENTARY TEACHER SALARIES	786,945.00	0.00	56,278.05	730,666.95	0%	7%
100-512115-000	ELEMENTARY NON-CERTIFIED SALARIES	65,971.00	0.00	3,739.47	62,231.53	0%	6%
100-512116-000	DETENTION SALARIES	0.00	0.00	0.00	0.00	0%	0%
100-512160-000	ELEMENTARY TEACHER SUBSTITUTES	20,000.00	0.00	0.00	20,000.00	0%	0%
100-512200-000	ELEMENTARY FRINGE BENEFITS	90,221.00	0.00	5,732.99	84,488.01	0%	6%
100-512210-000	ELEMENT. LIFE/EMP. ASSIST.	1,728.00	0.00	119.08	1,608.92	0%	7%
100-512220-000	EMPLOYER FICA	73,680.00	0.00	4,775.15	68,904.85	0%	6%
100-512230-000	HEALTH INSURANCE - ELEM	64,629.00	0.00	4,216.39	60,412.61	0%	7%
100-512270-000	WORKER'S COMPENSATION	5,201.00	0.00	0.00	5,201.00	0%	0%
100-512280-000	SICK LEAVE RETIRE.	11,884.00	0.00	828.33	11,055.67	0%	7%
100-512290-000	RETIREMENT BENEFIT	106,763.00	0.00	7,441.63	99,321.37	0%	7%
100-512320-000	MUSIC EQUIPMENT REPAIR	1,500.00	0.00	0.00	1,500.00	0%	0%
100-512313-000	GRANT FUNDED PURCHASED SERVICES	0.00	0.00	0.00	0.00	0%	0%
100-512321-000	ELEMENTARY PURCHASED SERVICES	8,000.00	400.15	620.15	7,379.85	5%	8%
100-512322-000	COPIER RENTAL	8,000.00	704.46	1,709.11	6,290.89	9%	21%
100-512380-000	ELEMENTARY TRAVEL	1,200.00	0.00	0.00	1,200.00	0%	0%
100-512410-000	ELEMENT. FIXED MATERIALS	14,000.00	2,371.44	6,323.82	7,676.18	17%	45%
100-512410-100	TEACHER SUPPLIES	3,800.00	73.98	1,251.82	2,548.18	2%	33%
100-512412-000	MUSIC SUPPLIES	1,000.00	41.21	41.21	958.79	4%	4%
100-512413-000	GRANT FUNDED SUPPLIES	0.00	118.90	118.90	( 118.90)	0%	0%
100-512415-000	MATERIALS --ART	1,500.00	107.06	4,167.20	( 2,667.20)	7%	278%
100-512440-000	ELEMENTARY TEXTBOOKS	25,000.00	0.00	16,587.55	8,412.45	0%	66%
**TOTAL ELEMENTARY PROGRAM		1,291,022.00	3,817.20	113,950.85	1,177,071.15	0%	9%

## S E C O N D A R Y P R O G R A M

100-515110-000	HS CERTIFIED SALARIES	745,321.00	0.00	63,039.55	682,281.45	0%	8%
100-515113-000	DRIVER EDUCATION SALARIES	5,000.00	0.00	0.00	5,000.00	0%	0%
100-515115-000	HS CLASSIFIED SALARIES	50,489.00	0.00	3,053.82	47,435.18	0%	6%
100-515160-000	HS SUBSTITUTE SALARIES	25,000.00	0.00	205.00	24,795.00	0%	1%
100-515162-000	HS IN-SCHOOL SUSPENSION	0.00	0.00	0.00	0.00	0%	0%
100-515200-000	HS FRINGE BENEFITS	87,344.00	0.00	7,026.49	80,317.51	0%	8%
100-515210-000	HS LIFE INSURANCE BENEFIT	1,680.00	0.00	125.48	1,554.52	0%	7%
100-515220-000	HS EMPLOYER FICA	69,856.00	0.00	5,578.49	64,277.51	0%	8%
100-515230-000	HEALTH INSURANCE - HS	35,657.00	0.00	2,790.84	32,866.16	0%	8%
100-515270-000	HS WORKER'S COMPENSATION	4,931.00	0.00	0.00	4,931.00	0%	0%
100-515280-000	HS SICK LEAVE BENEFIT	11,191.00	0.00	648.42	10,542.58	0%	6%
100-515290-000	HS PERSI BENEFIT	100,539.00	0.00	8,300.37	92,238.63	0%	8%
100-515313-000	GRANT FUNDED PURCHASED SERVICES	0.00	0.00	0.00	0.00	0%	0%
100-515321-000	COPIER RENTAL	9,000.00	410.06	1,424.86	7,575.14	5%	16%
100-515322-000	HS PURCHASE SERVICES	8,000.00	0.00	2,713.15	5,286.85	0%	34%
100-515380-000	HS TRAVEL	1,500.00	0.00	1,358.88	141.12	0%	91%
100-515410-000	H.S. FIXED MATERIALS	12,000.00	0.00	6,290.68	5,709.32	0%	52%
100-515410-100	TEACHER SUPPLIES	2,800.00	175.78	175.78	2,624.22	6%	6%
100-515411-000	DRIVERS ED. MATERIALS	250.00	0.00	0.00	250.00	0%	0%
100-515413-000	GRANT FUNDED SUPPLIES	0.00	0.00	0.00	0.00	0%	0%
100-515417-000	MATERIALS -- ART	2,000.00	0.00	0.00	2,000.00	0%	0%
100-515421-000	MATERIALS -- MUSIC	12,000.00	0.00	0.00	12,000.00	0%	0%
100-515441-000	H.S. TEXTBOOKS	20,000.00	0.00	4,513.19	15,486.81	0%	23%
**TOTAL SECONDARY PROGRAM		1,204,558.00	585.84	107,245.00	1,097,313.00	0%	9%

## E X C E P T C H I L D P R O G

100-521110-000	RESOURCE ROOM TEACHER SALARIES	206,630.00	0.00	17,106.15	189,523.85	0%	8%
100-521115-000	RESOURCE ROOM AIDES' SALARIES	6,709.00	0.00	1,310.33	5,398.67	0%	20%
100-521160-000	EXCEPT. CHILD CERT. SUBSTITUTES	15,000.00	0.00	85.00	14,915.00	0%	1%
100-521200-000	RESOURCE ROOM FRINGE BENEFITS	21,363.00	0.00	1,363.50	19,999.50	0%	6%
100-521210-000	EXCEPT. LIFE/EMP. ASSIST.	576.00	0.00	36.27	539.73	0%	6%
100-521220-000	EMPLOYER FICA	19,102.00	0.00	1,511.97	17,590.03	0%	8%
100-521230-000	HEALTH INSURANCE - EXCEPT CHILD	17,829.00	0.00	1,401.11	16,427.89	0%	8%
100-521270-000	WORKER'S COMPENSATION	1,348.00	0.00	0.00	1,348.00	0%	0%
100-521280-000	SICK LEAVE RETIRE.	2,957.00	0.00	249.22	2,707.78	0%	8%
100-521290-000	RETIREMENT BENEFIT	26,568.00	0.00	2,239.10	24,328.90	0%	8%
100-521300-000	TUITION TO N.I.C.H.	20,000.00	0.00	0.00	20,000.00	0%	0%
100-521310-000	MEDICAID BILLING SVCS	19,794.00	201.17	1,281.47	18,512.53	1%	6%
100-521311-000	MEDICAID MATCH	79,910.00	5,000.00	15,000.00	64,910.00	6%	19%
100-521380-000	TRAVEL - PURCHASED SVCS	1,000.00	0.00	0.00	1,000.00	0%	0%
100-521410-000	RESOURCE ROOM MAT.	12,000.00	0.00	1,425.36	10,574.64	0%	12%
100-521410-100	TEACHER SUPPLIES	1,000.00	0.00	0.00	1,000.00	0%	0%
100-521414-000	SPED SUPPLIES	1,500.00	501.55	796.53	703.47	33%	53%
100-521440-000	SPED TEXTBOOKS	0.00	0.00	0.00	0.00	0%	0%
**TOTAL EXCEPTIONAL CHILD PROGRAM		453,286.00	5,702.72	43,806.01	409,479.99	1%	10%

ACCT #	ACCT NAME	BUDGETED	MTD ACTIVITY	YTD ACTIVITY	BALANCE	MTD%	YTD%
P R E S C H O O L P R O G							
100-522110-000	EXCEPTIONAL PRESCHOOL SALARIES	59,220.00	0.00	4,791.33	54,428.67	0%	8%
100-522160-000	EXCEPTIONAL PRESCHOOL SUBSTITUTES	2,000.00	0.00	0.00	2,000.00	0%	0%
100-522200-000	PRESCHOOL FRINGE BENEFITS	0.00	0.00	0.00	0.00	0%	0%
100-522210-000	PRESCHOOL LIFE/EMP. ASSIST.	96.00	0.00	8.00	88.00	0%	8%
100-522220-000	EMPLOYER FICA	4,683.00	0.00	297.40	4,385.60	0%	6%
100-522230-000	HEALTH INSURANCE - PRESCHOOL	8,914.00	0.00	741.90	8,172.10	0%	8%
100-522270-000	WORKER'S COMPENSATION	331.00	0.00	0.00	331.00	0%	0%
100-522280-000	SICK LEAVE RETIRE.	746.00	0.00	60.37	685.63	0%	8%
100-522290-000	RETIREMENT BENEFIT	6,704.00	0.00	542.38	6,161.62	0%	8%
100-522410-000	CLASSROOM SUPPLIES	350.00	0.00	0.00	350.00	0%	0%
100-522410-429	TEACHER SUPPLIES	200.00	0.00	0.00	200.00	0%	0%
**TOTAL PRESCHOOL PROGRAM		83,244.00	0.00	6,441.38	76,802.62	0%	8%
S C H O O L A C T I V I T I E S							
100-532100-000	SCHOOL ACTIVITY SALARIES	75,000.00	0.00	8,021.89	66,978.11	0%	11%
100-532200-000	SCHOOL ACTIVITIES FRINGE BENEFITS	0.00	0.00	0.00	0.00	0%	0%
100-532210-000	EMPLOYEE LIFE INS	0.00	0.00	4.94	( 4.94)	0%	0%
100-532220-000	EMPLOYER FICA	5,738.00	0.00	612.89	5,125.11	0%	11%
100-532230-000	HEALTH INSURANCE - SCHOOL ACTIVITIES	0.00	0.00	70.31	( 70.31)	0%	0%
100-532270-000	WORKER'S COMPENSATION	405.00	0.00	0.00	405.00	0%	0%
100-532280-000	SICK LEAVE RETIRE.	945.00	0.00	27.65	917.35	0%	3%
100-532290-000	RETIREMENT BENEFIT	4,245.00	0.00	271.82	3,973.18	0%	6%
100-532310-000	SCHOOL ACT. DUES/SERVICES	3,000.00	0.00	462.00	2,538.00	0%	15%
100-532380-000	SCHOOL ACT. TEACHER TRAVEL	8,000.00	0.00	0.00	8,000.00	0%	0%
100-532410-000	ACTIVITY SUPPLIES	10,000.00	0.00	6,866.26	3,133.74	0%	69%
100-532550-000	ATHLETIC EQUIPMENT	0.00	0.00	0.00	0.00	0%	0%
**TOTAL SCHOOL ACTIVITY PROGRAM		107,333.00	0.00	16,337.76	90,995.24	0%	15%
G U I D A N C E P R O G.							
100-611110-000	GUIDANCE SALARIES - ELEMENTARY	0.00	0.00	0.00	0.00	0%	0%
100-611111-000	GUIDANCE SALARIES - SECONDARY	38,381.00	0.00	3,167.58	35,213.42	0%	8%
100-611200-000	GUIDANCE FRINGE BENEFITS	3,770.00	0.00	314.16	3,455.84	0%	8%
100-611210-000	GUIDANCE LIFE/EMP. ASSIST.	96.00	0.00	5.25	90.75	0%	5%
100-611220-000	EMPLOYER FICA	3,225.00	0.00	264.81	2,960.19	0%	8%
100-611230-000	HEALTH INSURANCE - GUIDANCE	0.00	0.00	0.00	0.00	0%	0%
100-611270-000	WORKER'S COMPENSATION	228.00	0.00	0.00	228.00	0%	0%
100-611280-000	SICK LEAVE RETIRE.	531.00	0.00	43.86	487.14	0%	8%
100-611290-000	RETIREMENT BENEFIT	4,771.00	0.00	394.12	4,376.88	0%	8%
100-611310-000	HEALTH/GUIDANCE PURCHASE SERVICES	4,500.00	0.00	3,654.56	845.44	0%	81%
100-611380-000	GUIDANCE TRAVEL	0.00	0.00	0.00	0.00	0%	0%
100-611410-000	ATTEND./GUIDANCE/HEALTH-ELEMENT.	500.00	0.00	0.00	500.00	0%	0%
100-611410-102	TEACHER SUPPLY - D PENNEY	200.00	0.00	0.00	200.00	0%	0%
**TOTAL GUIDANCE PROGRAM		56,202.00	0.00	7,844.34	48,357.66	0%	14%
A N C I L L A R Y P R O G.							
100-616110-000	ANCILLARY SALARIES - CDS & PSYCOL.	103,368.00	0.00	12,812.25	90,555.75	0%	12%
100-616115-000	NON CERT ANCILLARY SALARY	184,562.00	0.00	12,553.54	172,008.46	0%	7%
100-616200-000	ANCILLARY FRINGE BENEFITS	23,914.00	0.00	2,106.99	21,807.01	0%	9%
100-616210-000	EMPLOYEE LIFE INSUR	912.00	0.00	75.41	836.59	0%	8%
100-616220-000	EMPLOYER FICA	23,856.00	0.00	2,072.10	21,783.90	0%	9%
100-616230-000	HEALTH INSURANCE - ANCILLARY	35,657.00	0.00	3,709.50	31,947.50	0%	10%
100-616270-000	WORKER'S COMPENSATION	1,684.00	0.00	0.00	1,684.00	0%	0%
100-616280-000	SICK LEAVE RETIRE.	3,929.00	0.00	346.15	3,582.85	0%	9%
100-616290-000	RETIREMENT BENEFIT	35,301.00	0.00	3,109.90	32,191.10	0%	9%
100-616300-000	CDS CONTRACT	200,000.00	15,888.75	26,421.50	173,578.50	8%	13%
100-616410-000	ANCILLARY SUPPLIES	800.00	0.00	0.00	800.00	0%	0%
**TOTAL SPECIAL SERVICES PROGRAM		613,983.00	15,888.75	63,207.34	550,775.66	3%	10%

(Rprt: 01 - MAINBdgt Prep: 18/Prop Budget; Dates: 00/00/00-10/31/17; PRINT: 10/11/17 2:23:55 PM)

ACCT #	ACCT NAME	BUDGETED	MTD ACTIVITY	YTD ACTIVITY	BALANCE	MTD%	YTD%
--------	-----------	----------	--------------	--------------	---------	------	------

I N S T R U C T I O N A L I M P

100-621110-000	SALARIES - INSTRUCTIONAL IMPROVEME	30,279.00	0.00	0.00	30,279.00	0%	0%
100-621115-000	SALARIES - N/C INSTR IMPROVE	0.00	0.00	0.00	0.00	0%	0%
100-621200-000	FRINGE	0.00	0.00	0.00	0.00	0%	0%
100-621210-000	LIFE	0.00	0.00	0.00	0.00	0%	0%
100-621220-000	FICA	2,316.00	0.00	0.00	2,316.00	0%	0%
100-621230-000	HEALTH INSURANCE	0.00	0.00	0.00	0.00	0%	0%
100-621270-000	WORKERS COMP	0.00	0.00	0.00	0.00	0%	0%
100-621280-000	UUSL	382.00	0.00	0.00	382.00	0%	0%
100-621290-000	PERSI	3,428.00	0.00	0.00	3,428.00	0%	0%
100-621310-000	INSTRUCT. IMPROVE. - CREDIT REIMB	4,000.00	0.00	0.00	4,000.00	0%	0%
100-621311-000	MENTORING PURCHASED SERVICES	45,420.00	0.00	471.81	44,948.19	0%	1%
100-621380-000	TRAVEL/TRNG.	0.00	304.82	725.52	( 725.52)	0%	0%
100-621410-000	MENTORING SUPPLIES	100.00	0.00	0.00	100.00	0%	0%
**TOTAL INSTRUCTION IMPROVEMENT		85,925.00	304.82	1,197.33	84,727.67	0%	1%

E D U C . M E D I A

100-622110-000	LIBRARY SALARIES - ELEMEN & SECOND	0.00	0.00	0.00	0.00	0%	0%
100-622111-000	AUDIOVISUAL SALARIES - ELEM & SEC	0.00	0.00	0.00	0.00	0%	0%
100-622115-000	LIBRARY CLASSIFIED SALIES	23,262.00	0.00	1,929.88	21,332.12	0%	8%
100-622160-000	LIBRARY SUBSTITUTES	1,000.00	0.00	0.00	1,000.00	0%	0%
100-622200-000	LIBRARY FRINGE BENEFITS	6,354.00	0.00	529.50	5,824.50	0%	8%
100-622210-000	LIB./TECH. LIFE/EMP. ASSIST.	96.00	0.00	8.00	88.00	0%	8%
100-622220-000	EMPLOYER FICA	2,342.00	0.00	188.14	2,153.86	0%	8%
100-622230-000	HEALTH INSURANCE - MEDIA	0.00	0.00	0.00	0.00	0%	0%
100-622270-000	WORKER'S COMPENSATION	165.00	0.00	0.00	165.00	0%	0%
100-622280-000	SICK LEAVE RETIRE.	373.00	0.00	30.99	342.01	0%	8%
100-622290-000	RETIREMENT BENEFIT	3,352.00	0.00	278.40	3,073.60	0%	8%
100-622323-000	VALNET COMMUNICATIONS	5,041.00	0.00	1,625.00	3,416.00	0%	32%
100-622410-000	LIBRARY MATERIALS--ELEMENTARY	5,000.00	0.00	48.00	4,952.00	0%	1%
100-622410-100	SCHOOL LIBRARY ACCESS GRANT \$5000	0.00	0.00	0.00	0.00	0%	0%
100-622412-000	LIBRARY MATERIALS--SECONDARY	5,000.00	0.00	68.50	4,931.50	0%	1%
**TOTAL EDUCATIONAL MEDIA PROGRAM		51,985.00	0.00	4,706.41	47,278.59	0%	9%

T E C H N O L O G Y

100-623110-000	TECHNOLOGY CERTIFIED SALARY	77,552.00	0.00	6,326.91	71,225.09	0%	8%
100-623115-000	TECHNOLOGY SALARY	8,080.00	0.00	498.15	7,581.85	0%	6%
100-623200-000	TECHNOLOGY FRINGE BENEFITS	0.00	0.00	0.00	0.00	0%	0%
100-623210-000	TECHNOLOGY LIFE BENEFIT	96.00	0.00	9.99	86.01	0%	10%
100-623220-000	TECHNOLOGY FICA BENEFIT	6,551.00	0.00	522.11	6,028.89	0%	8%
100-623230-000	HEALTH INSURANCE - TECHNOLOGY	8,914.00	0.00	926.43	7,987.57	0%	10%
100-623270-000	TECHNOLOGY WORKERS COMP.	462.00	0.00	0.00	462.00	0%	0%
100-623280-000	TECHNOLOGY SICK LEAVE BENEFIT	1,079.00	0.00	86.00	993.00	0%	8%
100-623290-000	TECHNOLOGY PERSI BENEFIT	9,693.00	0.00	772.60	8,920.40	0%	8%
100-623310-000	TECHNOLOGY PURCHASE SERVICES	5,500.00	0.00	8,148.00	( 2,648.00)	0%	148%
100-623323-000	TECHNOLOGY INTERNET COMMUNICATIONS	2,000.00	0.00	422.00	1,578.00	0%	21%
100-623410-000	TECHNOLOGY SUPPLIES/MATERIALS	2,500.00	0.00	1,047.00	1,453.00	0%	42%
100-623411-000	TECHNOLOGY--ELEMENTARY	30,000.00	0.00	1,915.16	28,084.84	0%	6%
100-623412-000	TECHNOLOGY SECONDARY	30,000.00	0.00	9,664.07	20,335.93	0%	32%
100-623550-000	TECHNOLOGY - CAPITAL OUTLAY	0.00	0.00	0.00	0.00	0%	0%
**TOTAL INSTRUCT. TECHNOLOGY		182,427.00	0.00	30,338.42	152,088.58	0%	17%

S C H O O L B O A R D

100-631115-000	CLERK-TREASURER SALARIES--BD OF ED	0.00	0.00	0.00	0.00	0%	0%
100-631200-000	BOARD FRINGE BENEFITS	0.00	0.00	0.00	0.00	0%	0%
100-631210-000	EMPLOYEE LIFE BENEFIT	0.00	0.00	0.00	0.00	0%	0%
100-631220-000	EMPLOYER FICA	0.00	0.00	0.00	0.00	0%	0%
100-631230-000	HEALTH INSURANCE - CLERK	0.00	0.00	0.00	0.00	0%	0%
100-631270-000	WORKER'S COMPENSATION	0.00	0.00	0.00	0.00	0%	0%
100-631280-000	SICK LEAVE RETIRE.	0.00	0.00	0.00	0.00	0%	0%
100-631290-000	RETIREMENT BENEFIT	0.00	0.00	0.00	0.00	0%	0%
100-631310-000	BOARD PURCH. SERVICE	35,000.00	36.00	15,058.49	19,941.51	0%	43%
100-631410-000	SUPPLIES - SCHOOL BOARD	750.00	22.84	49.97	700.03	3%	7%
**TOTAL BOARD OF EDUCATION PROGRAM		35,750.00	58.84	15,108.46	20,641.54	0%	42%



ACCT #	ACCT NAME	BUDGETED	MTD ACTIVITY	YTD ACTIVITY	BALANCE	MTD%	YTD%
D I S T R I C T A D M I N.							
100-632110-000	DISTRICT ADMINISTRATION SALARIES	116,838.00	0.00	28,358.73	88,479.27	0%	24%
100-632115-000	DISTRICT ADMIN. CLASSIFIED	53,110.00	0.00	12,892.74	40,217.26	0%	24%
100-632200-000	DISTRICT FRINGE BENEFITS	10,317.00	0.00	2,579.25	7,737.75	0%	25%
100-632210-000	DISTRICT LIFE/EMP. ASSIST.	336.00	0.00	80.04	255.96	0%	24%
100-632220-000	EMPLOYER FICA	13,790.00	0.00	3,271.64	10,518.36	0%	24%
100-632230-000	HEALTH INSURANCE - DISTRICT ADMIN	8,914.00	0.00	2,048.34	6,865.66	0%	23%
100-632270-000	WORKER'S COMPENSATION	973.00	0.00	0.00	973.00	0%	0%
100-632280-000	SICK LEAVE RETIRE.	2,271.00	0.00	552.27	1,718.73	0%	24%
100-632290-000	RETIREMENT BENEFIT	20,406.00	0.00	4,961.64	15,444.36	0%	24%
100-632310-000	BANK FEES / GRANT SVCS	40,000.00	1,879.84	8,327.48	31,672.52	5%	21%
100-632322-000	COPIER RENTAL	4,000.00	541.12	1,127.87	2,872.13	14%	28%
100-632333-000	DISTRICT COMMUNICATIONS	4,000.00	0.00	971.44	3,028.56	0%	24%
100-632380-000	DISTRICT TRAVEL--GENERAL	7,500.00	0.00	3,642.35	3,857.65	0%	49%
100-632390-000	DISTRICT PURCHASED SERVICES	60,000.00	169.40	12,256.19	47,743.81	0%	20%
100-632410-000	DISTRICT SUPPLIES	4,000.00	154.19	574.31	3,425.69	4%	14%
100-632412-000	DISTRICT SUBSCRIPTIONS	400.00	0.00	0.00	400.00	0%	0%
**TOTAL DISTRICT ADMINISTRATION		346,855.00	2,744.55	81,644.29	265,210.71	1%	24%
S C H O O L A D M I N.							
100-641110-000	SCHOOL ADMIN SALARIES	221,912.00	0.00	17,954.16	203,957.84	0%	8%
100-641115-000	ADMINISTRATIVE NON-CERTIFIED	77,640.00	0.00	6,345.01	71,294.99	0%	8%
100-641200-000	SCHOOL ADMIN FRINGE BENEFITS	33,406.00	0.00	2,783.73	30,622.27	0%	8%
100-641210-000	SCHOOL ADMIN. LIFE/EMP. ASSIST.	953.00	0.00	72.71	880.29	0%	8%
100-641220-000	EMPLOYER FICA	25,471.00	0.00	2,058.92	23,412.08	0%	8%
100-641230-000	HEALTH INSURANCE - SCHOOL ADMIN	8,914.00	0.00	741.90	8,172.10	0%	8%
100-641270-000	WORKER'S COMPENSATION	1,798.00	0.00	0.00	1,798.00	0%	0%
100-641280-000	SICK LEAVE RETIRE.	4,195.00	0.00	324.99	3,870.01	0%	8%
100-641290-000	RETIREMENT BENEFIT	37,691.00	0.00	2,919.73	34,771.27	0%	8%
100-641323-000	SCHOOL COMMUNICATIONS	16,500.00	0.00	6,212.26	10,287.74	0%	38%
100-641380-000	SCHOOL ADMIN. TRAVEL	2,000.00	0.00	0.00	2,000.00	0%	0%
100-641410-000	ELEMENT. ADMIN. MATERIALS	2,000.00	0.00	220.90	1,779.10	0%	11%
100-641411-000	SECOND. ADMIN. MATERIALS	2,000.00	0.00	802.09	1,197.91	0%	40%
100-641412-000	DUES/SUBSCRIPTIONS/REGISTRATIONS	1,800.00	0.00	900.00	900.00	0%	50%
**TOTAL SCHOOL ADMINISTRATION		436,280.00	0.00	41,336.40	394,943.60	0%	9%
C U S T O D I A L							
100-661115-000	CUSTODIAL SALARIES	114,685.00	0.00	23,541.21	91,143.79	0%	21%
100-661165-000	CUSTODIAL SUBSTITUTES	12,000.00	0.00	10,465.80	1,534.20	0%	87%
100-661200-000	CUSTODIAL FRINGE BENEFITS	30,950.00	0.00	7,936.44	23,013.56	0%	26%
100-661210-000	CUSTODIAL LIFE/EMP. ASSIST.	384.00	0.00	103.26	280.74	0%	27%
100-661220-000	EMPLOYER FICA	12,059.00	0.00	3,158.27	8,900.73	0%	26%
100-661230-000	HEALTH INSURANCE - CUSTODIAL	10,583.00	0.00	2,370.87	8,212.13	0%	22%
100-661270-000	WORKER'S COMPENSATION	7,456.00	0.00	0.00	7,456.00	0%	0%
100-661280-000	SICK LEAVE RETIRE.	1,835.00	0.00	447.88	1,387.12	0%	24%
100-661290-000	RETIREMENT BENEFIT	16,486.00	0.00	4,024.02	12,461.98	0%	24%
100-661322-000	CUSTODIAL PURCHASED SERVICES	0.00	0.00	0.00	0.00	0%	0%
100-661330-000	UTILITIES	170,000.00	7,971.64	30,881.02	139,118.98	5%	18%
100-661410-000	CUSTODIAL SUPPLIES	30,000.00	128.25	7,584.35	22,415.65	0%	25%
100-661710-000	PROPERTY/LIABILITY INSURANCE	39,215.00	0.00	38,915.00	300.00	0%	99%
100-661711-000	LIABILITY INSURANCE	0.00	0.00	0.00	0.00	0%	0%
**TOTAL BUILDINGS-CARE PROGRAM		445,653.00	8,099.89	129,428.12	316,224.88	2%	29%
M A I N T. N O N S T U- O C C							
100-663310-000	PURCHASE SERV.--MAINT/BUS BARN	5,000.00	0.00	568.00	4,432.00	0%	11%
100-663311-000	PURCHASE SERV.--ELEM. NON-OCCUP.	0.00	0.00	0.00	0.00	0%	0%
100-663312-000	PURCHASE SERV.--SECOND. -NON-OCCUP.	2,000.00	126.00	378.00	1,622.00	6%	19%
100-663315-000	PURCHASE SERV.--DIST. -NON-OCCUP.	500.00	0.00	0.00	500.00	0%	0%
100-663330-000	MAINT. BLDG. UTILITIES	500.00	0.00	47.16	452.84	0%	9%
100-663410-000	MATERIALS--MAINT/BUS BARN FAC.	3,000.00	113.04	344.33	2,655.67	4%	11%
100-663415-000	MATERIALS--DIST. -NON-OCCUP.	2,000.00	0.00	0.00	2,000.00	0%	0%
**TOTAL GEN. MAINT.--NON-OCCUPIED		13,000.00	239.04	1,337.49	11,662.51	2%	10%

(Rprt: 01 - MAINBdgt Prep: 18/Prop Budget; Dates: 00/00/00-10/31/17; PRINT: 10/11/17 2:23:56 PM)

ACCT #	ACCT NAME	BUDGETED	MTD ACTIVITY	YTD ACTIVITY	BALANCE	MTD%	YTD%
--------	-----------	----------	--------------	--------------	---------	------	------

### MAINTENANCE

100-664115-000	GENERAL MAINTENANCE SALARIES	44,362.00	0.00	10,788.47	33,573.53	0%	24%
100-664200-000	MAINTENANCE FRINGE BENEFITS	8,824.00	0.00	2,205.99	6,618.01	0%	25%
100-664210-000	MAINTENANCE LIFE/EMP. ASSIST.	96.00	0.00	20.52	75.48	0%	21%
100-664220-000	EMPLOYER FICA	4,069.00	0.00	989.12	3,079.88	0%	24%
100-664230-000	HEALTH INSURANCE - MAINT	0.00	0.00	0.00	0.00	0%	0%
100-664270-000	WORKER'S COMPENSATION	2,516.00	0.00	0.00	2,516.00	0%	0%
100-664280-000	SICK LEAVE RETIRE.	670.00	0.00	163.50	506.50	0%	24%
100-664290-000	RETIREMENT BENEFIT	6,021.00	0.00	1,468.65	4,552.35	0%	24%
100-664310-000	PURCHASE SERVICE--MAINT/BUS BARN	500.00	0.00	0.00	500.00	0%	0%
100-664311-000	PURCHASE SERVICE--ELEMENTARY	30,000.00	1,871.92	10,018.23	19,981.77	6%	33%
100-664312-000	PURCHASE SERVICE--SECONDARY	30,000.00	3,056.83	8,983.21	21,016.79	10%	30%
100-664312-101	PURCH SVCS - STAGE REFURB GRANT	0.00	0.00	0.00	0.00	0%	0%
100-664410-000	MATERIALS--MAINT./BUS BARN	500.00	0.00	115.07	384.93	0%	23%
100-664411-000	MATERIALS--ELEMENTARY	10,000.00	135.98	1,976.06	8,023.94	1%	20%
100-664412-000	MATERIALS--SECONDARY	10,000.00	0.00	1,586.05	8,413.95	0%	16%
100-664415-000	MATERIALS--PRESCHOOL/KIND.	500.00	0.00	0.00	500.00	0%	0%
100-664550-000	MAINTENANCE CAPITAL OUTLAY	120,000.00	0.00	47,358.00	72,642.00	0%	39%
**TOTAL MAINTENANCE-BLDGS & EQUIP		268,058.00	5,064.73	85,672.87	182,385.13	2%	32%

### GROUNDS CARE

100-665310-000	PURCHASE SERVICE--GROUNDS	30,000.00	3,231.26	15,538.08	14,461.92	11%	52%
100-665410-000	MATERIALS--GROUNDS	10,000.00	4,520.75	7,374.26	2,625.74	45%	74%
100-665550-000	GROUNDS - CAPITAL OUTLAY	0.00	0.00	28,990.00	( 28,990.00)	0%	0%
TOTAL GROUNDS CARE		40,000.00	7,752.01	51,902.34	11,902.34CR	19%	130%
100-667310-000	SCHOOL SAFETY PURCH SERVICES	0.00	0.00	0.00	0.00	0%	0%
100-667410-000	SECURITY SUPPLIES	13,000.00	0.00	0.00	13,000.00	0%	0%
100-667550-000	SECURITY - CAPITAL OUTLAY	0.00	0.00	0.00	0.00	0%	0%
** TOTAL SCHOOL SAFETY		13,000.00	0.00	0.00	13,000.00	0%	0%

### TRANSPORTATION

100-681115-000	TRANSP. SALARIES--TO SCHOOL @ 50%	64,190.00	0.00	3,784.15	60,405.85	0%	6%
100-681120-000	TRANSP. SALARIES--MECHANIC @ 85%	33,714.00	0.00	8,183.49	25,530.51	0%	24%
100-681125-000	TRANSP. SALARIES--SUPV. @ 50%	18,154.00	0.00	4,406.25	13,747.75	0%	24%
100-681165-000	TRANSP. SALARIES--SUBS @ 50%	2,500.00	0.00	639.50	1,860.50	0%	26%
100-681200-000	TRANSP. FRINGE BENEFITS @ 50%	9,316.00	0.00	1,025.14	8,290.86	0%	11%
100-681201-000	TRANSP. FRINGE BENEFITS @ 85%	0.00	0.00	0.00	0.00	0%	0%
100-681210-000	TRANSP. LIFE INSURANCE @ 50%	226.00	0.00	74.60	151.40	0%	33%
100-681211-000	TRANSP. LIFE INSURANCE @ 85%	62.00	0.00	0.00	62.00	0%	0%
100-681220-000	TRANSP. EMPLOYER FICA/MDC @ 50%	7,203.00	0.00	1,353.50	5,849.50	0%	19%
100-681221-000	TRANSP. EMPLOYER FICA/MDC @ 85%	2,579.00	0.00	0.00	2,579.00	0%	0%
100-681230-000	HEALTH INSURANCE - TRANSP @ 50%	3,120.00	0.00	2,192.80	927.20	0%	70%
100-681231-000	HEALTH INSURANCE - TRANSP - 85%	5,794.00	0.00	0.00	5,794.00	0%	0%
100-681270-000	TRANSP. WORKERS COMP @ 50%	4,021.00	0.00	0.00	4,021.00	0%	0%
100-681271-000	TRANSP. WORKERS COMP @ 85%	1,440.00	0.00	0.00	1,440.00	0%	0%
100-681280-000	TRANSP. SICK LEAVE @ 50%	1,155.00	0.00	211.21	943.79	0%	18%
100-681281-000	TRANSP. SICK LEAVE @ 85%	425.00	0.00	0.00	425.00	0%	0%
100-681290-000	TRANSP. PERSI BENEFIT @ 50%	10,376.00	0.00	1,897.82	8,478.18	0%	18%
100-681291-000	TRANSP. PERSI BENEFIT @ 85%	3,816.00	0.00	0.00	3,816.00	0%	0%
100-681310-000	BUS CONTRACT REPAIRS @ 85%	15,000.00	2,316.07	7,783.45	7,216.55	15%	52%
100-681311-000	PHYSICALS/DRUG TESTING @ 50%	1,300.00	130.00	390.00	910.00	10%	30%
100-681312-000	PHYSICALS/DRUG TESTING @ 85%	0.00	130.00	260.00	( 260.00)	0%	0%
100-681317-000	TRAINING-DIST./IAPT/STN/NAPT @ 50%	0.00	0.00	0.00	0.00	0%	0%
100-681318-000	TRAINING SDE DRIVER/TECH. @ 85%	400.00	65.00	155.00	245.00	16%	39%
100-681319-000	BUS BARN UTILITIES @ 50%	14,000.00	465.07	1,744.66	12,255.34	3%	12%
100-681320-000	TRANSP. 100% CELL PHONE @ 50%	360.00	0.00	30.00	330.00	0%	8%
100-681345-000	TRANSP. IN-LIEU-OF @ 50%	1,500.00	224.70	263.22	1,236.78	15%	18%
100-681380-000	TRAVEL-SDE DRIVER/TECH TRGN @ 85%	700.00	0.00	0.00	700.00	0%	0%
100-681381-000	TRAVEL-DIST/IAPT/STN/NAPT @ 50%	0.00	0.00	0.00	0.00	0%	0%
100-681410-000	TECHN. COVERALLS/RAGS @ 50%	1,000.00	0.00	22.20	977.80	0%	2%
100-681420-000	TRANSP. BUS FUEL/FLUIDS @ 50%	25,000.00	2,130.36	2,752.08	22,247.92	9%	11%
100-681424-000	TRANSP. BUS OILS/LUBRICANTS @ 85%	2,000.00	0.00	0.00	2,000.00	0%	0%
100-681425-000	BUS REPAIR PARTS @ 85%	13,000.00	1,065.39	2,479.24	10,520.76	8%	19%
100-681426-000	BUS OFFICE SUPPLIES/POSTAGE @ 50%	1,100.00	5.98	40.95	1,059.05	1%	4%
100-681429-000	HAND TOOLS @ 85% - 400 CAP	400.00	0.00	126.82	273.18	0%	32%
100-681500-000	TRANSP - CAPITAL OUTLAY	0.00	0.00	0.00	0.00	0%	0%
100-681710-000	TRANSP. FACILITY INS. --@ 50%	0.00	0.00	300.00	( 300.00)	0%	0%
**TOTAL PUPIL TO SCHOOL TRANSPORT.		243,851.00	6,532.57	40,116.08	203,734.92	3%	16%

ACCT #	ACCT NAME	BUDGETED	MTD ACTIVITY	YTD ACTIVITY	BALANCE	MTD%	YTD%
100-682115-000	TRANSP. SALARIES--ACTIVITY/SHUTTLE	10,000.00	0.00	804.45	9,195.55	0%	8%
100-682200-000	TRANS - ACTIVITY - FRINGE	0.00	0.00	0.00	0.00	0%	0%
100-682210-000	TRANS - ACTIVITY - LIFE	0.00	0.00	0.38	0.38	0%	0%
100-682220-000	TRANS - ACTIVITY - FICA	0.00	0.00	61.46	61.46	0%	0%
100-682270-000	WORK COMP	427.00	0.00	0.00	427.00	0%	0%
100-682280-000	TRANS - ACTIVITY - UUSL	0.00	0.00	2.49	2.49	0%	0%
100-682290-000	TRANS - ACTIVITY - PERSI	0.00	0.00	22.31	22.31	0%	0%
100-682310-000	PURCHASE SERVICES--NON ALLOW	300.00	34.99	34.99	265.01	12%	12%
100-682410-000	TRANSPORTATION MAT'LS--NON-ALLOW.	250.00	0.00	102.87	147.13	0%	41%
**TOTAL TRANSP. ACTIVITY PROGRAM		10,977.00	34.99	1,028.95	9,948.05	0%	9%
T R A N S P - O T H E R V E H							
100-683310-000	PURCHASE SERVICES--NON ALLOWABLE	1,000.00	0.00	95.38	904.62	0%	10%
100-683410-000	SUPPLIES--NON ALLOWABLE	400.00	0.00	0.00	400.00	0%	0%
100-683710-000	TRANSP. FAC. INSURANCE--NON ALLOW.	0.00	0.00	0.00	0.00	0%	0%
**TOTAL GENERAL TRANSP. NON-ALLOW.		1,400.00	0.00	95.38	1,304.62	0%	7%
N O N I N S T R U C T I O N							
100-710220-000	FOOD EMPLOYER FICA	9,051.00	0.00	982.97	8,068.03	0%	11%
***TOTAL NON-INSTRUCTION		9,051.00	0.00	982.97	8,068.03	0%	11%
C A P I T A L							
100-810520-000	CAPITAL OUTLAY - BUILDINGS	278,093.00	0.00	0.00	278,093.00	0%	0%
100-810540-000	CAPITAL OUTLAY - VEHICLES	90,000.00	0.00	0.00	90,000.00	0%	0%
***TOTAL CAPITAL ASSETS		368,093.00	0.00	0.00	368,093.00	0%	0%
100-920800-000	TRANSFERS TO OTHER FUNDS	0.00	0.00	0.00	0.00	0%	0%
100-950850-000	CONTINGENCY RESERVE	334,836.00	0.00	0.00	334,836.00	0%	0%
***TOTAL OTHER SERVICES		334,836.00	0.00	0.00	334,836.00	0%	0%
***TOTAL EXPENDITURES		6,696,769.00	56,825.95	843,728.19	5,853,040.81	1%	13%
N E Z P E R C E T R I B E E L E M E N T A R Y							
230-320000-000	BEGINNING BALANCE	0.00	0.00	0.00	0.00	0%	0%
230-419900-000	NEZPERCE TRIBE ELEM. ENRICH. GRANT	0.00	0.00	0.00	0.00	0%	0%
***TOTAL REVENUE		0.00	0.00	0.00	0.00	0%	0%
230-512410-000	ELEMENT. ENRICHMENT SUPPLIES	0.00	0.00	0.00	0.00	0%	0%
***TOTAL EXPENDITURES		0.00	0.00	0.00	0.00	0%	0%
T R I B A L G R A N T S - N A T I V E A R T S							
231-320000-000	BEG. BAL. - NPT GRANT NATIVE ARTS	0.00	0.00	0.00	0.00	0%	0%
231-419900-000	NEZ PERCE TRIBE GRANT- NATIVE ARTS	0.00	0.00	0.00	0.00	0%	0%
231-419901-000	EVERGREEN COL ART GRANT	0.00	0.00	0.00	0.00	0%	0%
***TOTAL REVENUE		0.00	0.00	0.00	0.00	0%	0%
231-515310-000	PURCHASED SERVICES - ARTS	0.00	0.00	0.00	0.00	0%	0%
231-515410-000	ART SUPPLIES	0.00	0.00	0.00	0.00	0%	0%
231-621310-000	G/T SPECIALIST HONORARIUMS	0.00	0.00	0.00	0.00	0%	0%
***TOTAL EXPENDITURES		0.00	0.00	0.00	0.00	0%	0%

(Rprt: 01 - MAINBdgt Prep: 18/Prop Budget; Dates: 00/00/00-10/31/17; PRINT: 10/11/17 2:23:57 PM)

ACCT #	ACCT NAME	BUDGETED	MTD ACTIVITY	YTD ACTIVITY	BALANCE	MTD%	YTD%
GRANTS - NEZ PERCE TRIBE & OTHERS							
232-320000-000	BEGINNING BALANCE	63,872.00CR	0.00	0.00	63,872.00CR	0%	0%
232-419900-000	NEZ PERCE TRIBE GRANT	0.00	0.00	74,900.00CR	74,900.00	0%	0%
232-419901-000	NPT GRANT - ELEM ASP PROGRAM	0.00	0.00	0.00	0.00	0%	0%
232-419902-000	NPT GRANT - HS VISUAL ARTS	0.00	0.00	0.00	0.00	0%	0%
232-419903-000	NPT GRANT - HS ADVANCED ACADEMICS	0.00	0.00	0.00	0.00	0%	0%
232-419904-000	NPT GRANTS-DISTRICT MENTAL HEALT	0.00	0.00	0.00	0.00	0%	0%
232-419905-000	TECHNOLOGY PILOT GRANT	0.00	0.00	0.00	0.00	0%	0%
232-419906-000	NPT GRANT- CULTURALLY RESPONSIVE	0.00	0.00	0.00	0.00	0%	0%
232-419921-000	GRANT - ID COMM FOUNDATION	0.00	0.00	0.00	0.00	0%	0%
232-460000-000	INTERFUND TRANSFER	0.00	0.00	0.00	0.00	0%	0%
***TOTAL REVENUE		63,872.00CR	0.00	74,900.00CR	11,028.00	0%	117%
232-512110-000	AFTER SCHOOL TEACHER SALARIES	0.00	0.00	0.00	0.00	0%	0%
232-512115-000	AFTER SCHOOL SALARIES - AIDES	0.00	0.00	0.00	0.00	0%	0%
232-512210-000	LIFE INS BENEFIT	0.00	0.00	0.00	0.00	0%	0%
232-512220-000	FICA	0.00	0.00	0.00	0.00	0%	0%
232-512230-000	HEALTH INSURANCE - ASP	0.00	0.00	0.00	0.00	0%	0%
232-512270-000	WORKERS COMP	0.00	0.00	0.00	0.00	0%	0%
232-512280-000	UNUSED SICK LEAVE	0.00	0.00	0.00	0.00	0%	0%
232-512290-000	PERSI	0.00	0.00	0.00	0.00	0%	0%
232-512115-021	IDCOMFDN GRANT INTERVENTIONIST SALARY	8,994.00	0.00	0.00	8,994.00	0%	0%
232-512210-021	IDCOMFDN GRANT INTERVENTIONIST - LIFE	96.00	0.00	0.00	96.00	0%	0%
232-512220-021	IDCOMFDN GRANT INTERVENTIONIST FICA	688.00	0.00	0.00	688.00	0%	0%
232-512230-021	IDCOMFDN GRANT INTERVENTIONIST HEALTH I	8,914.00	0.00	0.00	8,914.00	0%	0%
232-512270-021	IDCOMFDN GRANT INTERVENTIONIST W/C	49.00	0.00	0.00	49.00	0%	0%
232-512280-021	IDCOMFDN GRANT INTERVENTIONIST UUSL	113.00	0.00	0.00	113.00	0%	0%
232-512290-021	IDCOMFDN GRANT INTERVENTIONIST PERSI	1,018.00	0.00	0.00	1,018.00	0%	0%
232-512411-000	NPT AFTER SCHOOL PROGRAM SUPPLIES	0.00	0.00	0.00	0.00	0%	0%
232-515410-000	HIGH SCHOOL SUPPLIES	0.00	2,723.25	23,945.25	( 23,945.25)	0%	0%
232-515312-000	P/S - NPT NATIVE ARTS GRANT	2,450.00	0.00	0.00	2,450.00	0%	0%
232-515313-000	P/S - COLLEGE & CAREER READINESS	2,700.00	303.73	383.73	2,316.27	11%	14%
232-515315-000	P/S - NPT MS READING GRANT	2,525.00	0.00	0.00	2,525.00	0%	0%
232-515316-000	P/S NPT-CULTURALLY RESPONSIVE	1,850.00	0.00	0.00	1,850.00	0%	0%
232-515317-000	P/S - NPT SCHOOL COUNSELING GRANT	10,000.00	0.00	0.00	10,000.00	0%	0%
232-515318-000	P/S - NPT NATURAL SCIENCE	1,200.00	0.00	0.00	1,200.00	0%	0%
232-515319-000	P/S - NPT DRUG FREE FUNDS (OLD 246)	1,075.00	0.00	0.00	1,075.00	0%	0%
232-515320-000	P/S - ATTENDANCE COMMITTEE EMERGENCY FU	2,350.00	0.00	445.14	1,904.86	0%	19%
232-515412-000	SUPPLIES - NPT GRANT NATIVE ARTS	2,450.00	0.00	0.00	2,450.00	0%	0%
232-515413-000	SUPPLIES - COLLEGE & CAREER READINESS	2,700.00	83.87	83.87	2,616.13	3%	3%
232-515415-000	SUPPLIES-NPT MS READING	2,425.00	0.00	0.00	2,425.00	0%	0%
232-515416-000	SUPPLIES-NPT- CULTURALLY RESPONSIVE	1,850.00	0.00	0.00	1,850.00	0%	0%
232-515418-000	SUPPLIES - NATIVE NATURAL SCIENCE	1,200.00	0.00	0.00	1,200.00	0%	0%
232-515419-000	SUPPLIES - NPT DRUG FREE FUNDS (OLD 246	1,075.00	0.00	0.00	1,075.00	0%	0%
232-515420-000	SUPPLIES-ATTENDANCE COMMITTEE EMERGENCY	2,350.00	0.00	0.00	2,350.00	0%	0%
232-515550-000	CAPITAL EQUIPMENT	0.00	0.00	0.00	0.00	0%	0%
232-611314-000	P/S-NPT MENTAL HEALTH GRANT	2,900.00	0.00	0.00	2,900.00	0%	0%
232-623410-000	IPADS GRANT TECHNOLOGY	0.00	0.00	0.00	0.00	0%	0%
232-611414-000	NPT MENTAL HEALTH SUPPLIES	2,900.00	0.00	0.00	2,900.00	0%	0%
232-623415-000	TECHNOLOGY PILOT GRANT SUPPLIES	0.00	0.00	0.00	0.00	0%	0%
***TOTAL EXPENDITURES		63,872.00	3,110.85	24,857.99	39,014.01	5%	39%

ACCT #	ACCT NAME	BUDGETED	MTD ACTIVITY	YTD ACTIVITY	BALANCE	MTD%	YTD%
NEXPERCE TRIBE - LITERATURE GRT							
234-320000-000	BEGINNING BALANCE	1,144.00CR	0.00	0.00	( 1,144.00)	0%	0%
234-419900-000	NEZPERCE TRIBE LITERATURE REV	0.00	0.00	0.00	0.00	0%	0%
***TOTAL REVENUE		1,144.00CR	0.00	0.00	1,144.00CR	0%	0%
234-515300-000	PURCHASE SERVICES	0.00	0.00	171.13	( 171.13)	0%	0%
234-515410-000	SUPPLIES- LITERATURE	1,144.00	0.00	0.00	1,144.00	0%	0%
***TOTAL EXPENDITURES		1,144.00	0.00	171.13	972.87	0%	15%
N E Z P E R C E TRIBE JOB SKILLS							
235-320000-000	JOB SKILLS CARRYOVER	1,100.00CR	0.00	0.00	1,100.00CR	0%	0%
235-419900-000	NEZPERCE TRIBE SPECIAL SERVICE GRT	0.00	0.00	5,000.00CR	5,000.00	0%	0%
***TOTAL REVENUE		1,100.00CR	0.00	5,000.00CR	3,900.00	0%	455%
235-515115-000	JOB SKILLS SALARY	1,017.00	0.00	0.00	1,017.00	0%	0%
235-515220-000	JOB SKILLS EMPLOYER FICA	78.00	0.00	0.00	78.00	0%	0%
235-515270-000	JOB SKILLS WORKERS COMP	5.00	0.00	0.00	5.00	0%	0%
235-521310-000	JOB SKILLS	0.00	0.00	0.00	0.00	0%	0%
***TOTAL EXPENDITURES		1,100.00	0.00	0.00	1,100.00	0%	0%
S T A T E V O C A T I O N A L							
243-432410-000	STATE CTE -- AG. PROGRAM	15,000.00CR	0.00	0.00	15,000.00CR	0%	0%
243-432420-000	STATE VOC. ED.--BUSINESS PROGRAM	9,876.00CR	0.00	0.00	9,876.00CR	0%	0%
***TOTAL REVENUE		24,876.00CR	0.00	0.00	24,876.00CR	0%	0%
243-515112-000	VOC. ED. AG. SALARIES	1,694.00	0.00	0.00	1,694.00	0%	0%
243-515210-000	EMPLOYEE ASSIST. PLAN	0.00	0.00	0.00	0.00	0%	0%
243-515200-000	VOC. ED. FRINGE BENEFIT	377.00	0.00	0.00	377.00	0%	0%
243-515220-000	VOC. ED. EMPLOYER FICA	158.00	0.00	0.00	158.00	0%	0%
243-515230-000	HEALTH INSURANCE - VOC ED	0.00	0.00	0.00	0.00	0%	0%
243-515270-000	VOC. ED. WORKERS COMPENSATION	11.00	0.00	0.00	11.00	0%	0%
243-515280-000	VOC. ED. SICK LEAVE BENEFIT	26.00	0.00	0.00	26.00	0%	0%
243-515290-000	VOC. ED. PERSI BENEFIT	234.00	0.00	0.00	234.00	0%	0%
243-515382-000	VOC. ED. TRAVEL--AG. PROGRAM	2,000.00	0.00	0.00	2,000.00	0%	0%
243-515412-000	VOC. ED. SUPPLIES--AG. PROGRAM	10,500.00	0.00	0.00	10,500.00	0%	0%
243-515552-000	VOC. ED. EQUIPMENT--AG. PROGRAM	0.00	0.00	0.00	0.00	0%	0%
**TOTAL AG. PROGRAM		15,000.00	0.00	0.00	15,000.00	0%	0%
243-515313-000	VOC. ED. BUSINESS P/S	0.00	0.00	0.00	0.00	0%	0%
243-515383-000	VOC. ED. TRAVEL--BUSINESS PROGRAM	3,065.00	0.00	0.00	3,065.00	0%	0%
243-515413-000	VOC. ED. SUPPLIES--BUSINESS PROG.	6,811.00	878.74	878.74	5,932.26	13%	13%
243-515553-000	VOC. ED. EQUIPMENT--BUSINESS	0.00	0.00	0.00	0.00	0%	0%
**TOTAL BUSINESS PROGRAM		9,876.00	878.74	878.74	8,997.26	9%	9%
***TOTAL EXPENDITURES		24,876.00	878.74	878.74	23,997.26	4%	4%
NPT READING GRANT							
244-320000-000	NP TRIBE READING BEGIN. BALANCE	0.00	0.00	0.00	0.00	0%	0%
244-431900-000	NP TRIBE READING GRANT REV.	0.00	0.00	0.00	0.00	0%	0%
***TOTAL REVENUE		0.00	0.00	0.00	0.00	0%	0%
244-611410-000	READING GRANT SUPPLIES	0.00	0.00	0.00	0.00	0%	0%
***TOTAL EXPENDITURES		0.00	0.00	0.00	0.00	0%	0%

(Rprt: 01 - MAINBdgt Prep: 18/Prop Budget; Dates: 00/00/00-10/31/17; PRINT: 10/11/17 2:23:57 PM)

ACCT # ACCT NAME BUDGETED MTD ACTIVITY YTD ACTIVITY BALANCE MTD% YTD%

## SUBSTANCE ABUSE PREVENTION

246-320000-000	BEG. BALANCE- SUBSTANCE ABUSE PREVENTIO	0.00	0.00	0.00	0.00	0%	0%
246-419900-000	SUBSTANCE ABUSE PREVENTION - OTHER REVE	0.00	0.00	0.00	0.00	0%	0%
246-439000-000	GRANT INCOME	100,000.00CR	0.00	0.00	100,000.00CR	0%	0%
***TOTAL REVENUE		100,000.00CR	0.00	0.00	100,000.00CR	0%	0%

246-515111-000	SALARIES	51,016.00	0.00	4,772.16	46,243.84	0%	9%
246-515200-000	FRINGE	11,309.00	0.00	942.41	10,366.59	0%	8%
246-515210-000	LIFE	96.00	0.00	10.75	85.25	0%	11%
246-515220-000	FICA	4,768.00	0.00	433.31	4,334.69	0%	9%
246-515230-000	HEALTH INSURANCE - SPF	0.00	0.00	0.00	0.00	0%	0%
246-515270-000	WORKERS COMP	337.00	0.00	0.00	337.00	0%	0%
246-515280-000	UUSL	785.00	0.00	72.00	713.00	0%	9%
246-515290-000	PERSI	7,055.00	0.00	646.89	6,408.11	0%	9%
246-515310-000	PURCHASED SERVICES - NON-SPF GRANT	0.00	0.00	0.00	0.00	0%	0%
246-515311-000	PURCHASED SERVICES - SPFG	19,684.00	400.00	1,200.00	18,484.00	2%	6%
246-515381-000	TRAVEL	0.00	0.00	0.00	0.00	0%	0%
246-512410-000	ELEM DRUG FREE YTH SUPPLIES	0.00	0.00	0.00	0.00	0%	0%
246-515380-000	PURCHASED SERVICES	0.00	0.00	0.00	0.00	0%	0%
246-515410-000	SUPPLIES - NON-SPF GRANT	0.00	0.00	0.00	0.00	0%	0%
246-515411-000	SUPPLIES - SPFG	4,950.00	0.00	0.00	4,950.00	0%	0%
246-920800-000	INDIRECT COSTS - TRANSFER TO OTHER FUND	0.00	0.00	0.00	0.00	0%	0%
***TOTAL EXPENDITURES		100,000.00	400.00	8,077.52	91,922.48	0%	8%

## CHAPTER I FUND

251-445100-000	FEDERAL ASSISTANCE	100,777.00CR	0.00	0.00	100,777.00CR	0%	0%
251-445101-000	SCHOOL IMPROVEMENT ASSISTANCE	284,275.00CR	0.00	0.00	284,275.00CR	0%	0%
***TOTAL REVENUE		385,052.00CR	0.00	0.00	385,052.00CR	0%	0%

251-512110-000	TEACHER SALARIES--ELEMENTARY	65,659.00	0.00	5,312.25	60,346.75	0%	8%
251-512115-000	TEACHER AIDES--ELEMENTARY	739.00	0.00	3,559.08	( 2,820.08)	0%	482%
251-512200-000	ELEMENTARY FRINGE BENEFITS	254.00	0.00	520.83	( 266.83)	0%	205%
251-512210-000	ELEMENT. LIFE/EMP. ASSIST.	96.00	0.00	27.93	68.07	0%	29%
251-512220-000	EMPLOYER FICA	5,099.00	0.00	713.90	4,385.10	0%	14%
251-512230-000	HEALTH INSURANCE - TITLE 1-A	8,914.00	0.00	1,448.48	7,465.52	0%	16%
251-512270-000	WORKER'S COMPENSATION	360.00	0.00	0.00	360.00	0%	0%
251-512280-000	SICK LEAVE RETIRE.	941.00	0.00	118.34	822.66	0%	13%
251-512290-000	RETIREMENT BENEFIT	8,451.00	0.00	1,063.21	7,387.79	0%	13%
251-512310-000	E.S. PURCHASED SERVICES	603.00	0.00	0.00	603.00	0%	0%
251-512410-000	ELEMENTARY SUPPLIES & MATERIALS	0.00	0.00	0.00	0.00	0%	0%

251-512111-000	SCHOOL IMPROVEMENT GRANT SALARIES	179,654.00	0.00	12,519.82	167,134.18	0%	7%
251-512201-000	FRINGE - SIG	18,506.00	0.00	628.25	17,877.75	0%	3%
251-512211-000	LIFE INS BENEFIT - SIG	672.00	0.00	35.20	636.80	0%	5%
251-512221-000	EMPLOYER FICA - SIG	15,159.00	0.00	964.36	14,194.64	0%	6%
251-512231-000	HEALTH INSURANCE - SIG	22,286.00	0.00	2,299.30	19,986.70	0%	10%
251-512271-000	WORKER'S COMP - SIG	1,070.00	0.00	0.00	1,070.00	0%	0%
251-512281-000	UNUSED SICK LEAVE - SIG	2,497.00	0.00	157.52	2,339.48	0%	6%
251-512291-000	PERSI - SIG	22,432.00	0.00	1,415.31	21,016.69	0%	6%
251-512311-000	SIG PURCHASED SERVICES	22,000.00	2,250.20	14,001.05	7,998.95	10%	64%
251-512411-000	SIG SUPPLIES	0.00	637.60	11,314.27	( 11,314.27)	0%	0%

251-632115-000	ADMIN. SALARIES	8,000.00	0.00	1,999.98	6,000.02	0%	25%
251-632200-000	ADMINISTRATIVE FRINGE BENEFIT	0.00	0.00	0.00	0.00	0%	0%
251-632210-000	LIFE INSURANCE	0.00	0.00	3.96	( 3.96)	0%	0%
251-632220-000	EMPLOYER FICA	612.00	0.00	152.51	459.49	0%	25%
251-632230-000	HEALTH INSURANCE - 1-A ADMIN	0.00	0.00	144.46	( 144.46)	0%	0%
251-632270-000	WORKER'S COMPENSATION	43.00	0.00	0.00	43.00	0%	0%
251-632280-000	SICK LEAVE RETIREMENT	101.00	0.00	25.20	75.80	0%	25%
251-632290-000	RETIREMENT BENEFIT	904.00	0.00	226.41	677.59	0%	25%
251-632410-000	ADMINISTRATION SUPPLIES/MATERIALS	0.00	0.00	0.00	0.00	0%	0%
***TOTAL EXPENDITURES		385,052.00	2,887.80	58,651.62	326,400.38	1%	15%

(Rprt: 01 - MAINBdgt Prep: 18/Prop Budget; Dates: 00/00/00-10/31/17; PRINT: 10/11/17 2:23:58 PM)

ACCT # ACCT NAME BUDGETED MTD ACTIVITY YTD ACTIVITY BALANCE MTD% YTD%

## PART B FUND

257-320000-000	PART B CARRYOVER	0.00	0.00	0.00	0.00	0%	0%
257-445000-000	FEDERAL ASSISTANCE -- PART B	121,568.00CR	0.00	0.00	121,568.00CR	0%	0%
***TOTAL REVENUE		121,568.00CR	0.00	0.00	121,568.00CR	0%	0%
257-521110-000	CERTIFIED SALARY	0.00	0.00	0.00	0.00	0%	0%
257-521115-000	AIDES - PART B	75,264.00	0.00	5,050.78	70,213.22	0%	7%
257-521200-000	FRINGE BENEFITS- PART B	24,604.00	0.00	888.83	23,715.17	0%	4%
257-521210-000	LIFE INS BENEFIT	376.00	0.00	28.16	347.84	0%	7%
257-521220-000	EMPLOYER FICA	7,640.00	0.00	453.00	7,187.00	0%	6%
257-521230-000	HEALTH INSURANCE - PART B	0.00	0.00	1,372.30	( 1,372.30)	0%	0%
257-521270-000	WORKER'S COMPENSATION	539.00	0.00	0.00	539.00	0%	0%
257-521280-000	SICK LEAVE RETIRE.	1,258.00	0.00	74.83	1,183.17	0%	6%
257-521290-000	RETIREMENT BENEFIT	11,306.00	0.00	672.37	10,633.63	0%	6%
257-521410-000	SUPPLIES	581.00	0.00	0.00	581.00	0%	0%
***TOTAL EXPENDITURES		121,568.00	0.00	8,540.27	113,027.73	0%	7%

## PART B PRESCHOOL

258-320000-000	PRESCHOOL CARRYOVER-PRIOR	0.00	0.00	0.00	0.00	0%	0%
258-445600-000	PART B PRE-SCHOOL REVENUE	3,071.00CR	0.00	0.00	3,071.00CR	0%	0%
***TOTAL REVENUE		3,071.00CR	0.00	0.00	3,071.00CR	0%	0%
258-522110-000	CERTIFIED TEACHER SALARIES	0.00	0.00	0.00	0.00	0%	0%
258-522115-000	NON-CERTIFIED SALARIES	2,010.00	0.00	167.50	1,842.50	0%	8%
258-522200-000	BENEFITS	533.00	0.00	45.75	487.25	0%	9%
258-522210-000	LIFE/EMP. ASSIST. PLAN	0.00	0.00	0.70	( 0.70)	0%	0%
258-522220-000	EMPLOYER FICA	195.00	0.00	16.15	178.85	0%	8%
258-522230-000	HEALTH INSURANCE - PART B PRESCHOOL	0.00	0.00	0.00	0.00	0%	0%
258-522270-000	WORKER'S COMPENSATION	14.00	0.00	0.00	14.00	0%	0%
258-522280-000	SICK LEAVE RETIRE.	32.00	0.00	2.69	29.31	0%	8%
258-522290-000	RETIREMENT BENEFIT	287.00	0.00	24.14	262.86	0%	8%
***TOTAL EXPENDITURES		3,071.00	0.00	256.93	2,814.07	0%	8%

## TITLE IV-A ESSA STUDENT SUPPORT

261-445200-000	TITLE IV-A ESSA REVENUE	11,777.00CR	0.00	0.00	11,777.00CR	0%	0%
***TOTAL REVENUE		11,777.00CR	0.00	0.00	11,777.00CR	0%	0%
261-512115-000	ELEMENTARY CLASSIFIED SALARY	0.00	0.00	0.00	0.00	0%	0%
261-512200-000	FRINGE	0.00	0.00	0.00	0.00	0%	0%
261-512210-000	LIFE INSURANCE BENEFIT	0.00	0.00	0.00	0.00	0%	0%
261-512220-000	FICA BENEFIT	0.00	0.00	0.00	0.00	0%	0%
261-512230-000	HEALTH INSURANCE	0.00	0.00	0.00	0.00	0%	0%
261-512270-000	WORKERS COMP	0.00	0.00	0.00	0.00	0%	0%
261-512280-000	UUSL	0.00	0.00	0.00	0.00	0%	0%
261-512290-000	PERSI BENEFIT	0.00	0.00	0.00	0.00	0%	0%
261-512310-000	PURCHASED SERVICES	8,244.00	1,350.00	1,350.00	6,894.00	16%	16%
261-512410-000	SUPPLIES/MATERIALS	3,533.00	0.00	0.00	3,533.00	0%	0%
***TOTAL EXPENDITURES		11,777.00	1,350.00	1,350.00	10,427.00	11%	11%

## REAP

262-320000-000	BEGINNING BALANCE	0.00	0.00	0.00	0.00	0%	0%
262-443000-000	REAP GRANT REVENUE	32,957.00CR	0.00	2,850.50CR	30,106.50CR	0%	9%
***TOTAL REVENUE		32,957.00CR	0.00	2,850.50CR	30,106.50CR	0%	9%
262-512115-000	ELEMENTARY CLASSIFIED SALARY	20,828.00	0.00	1,747.16	19,080.84	0%	8%
262-512200-000	FRINGE BENEFITS	6,284.00	0.00	0.00	6,284.00	0%	0%
262-512210-000	LIFE INSURANCE BENEFIT	96.00	0.00	8.00	88.00	0%	8%
262-512220-000	FICA BENEFIT	2,074.00	0.00	133.65	1,940.35	0%	6%
262-512230-000	HEALTH INSURANCE - REAP	0.00	0.00	741.90	( 741.90)	0%	0%
262-512270-000	WORKERS COMP. BENEFIT	263.00	0.00	0.00	263.00	0%	0%
262-512280-000	SICK LEAVE BENEFIT	342.00	0.00	22.01	319.99	0%	6%
262-512290-000	PERSI BENEFIT	3,070.00	0.00	197.78	2,872.22	0%	6%
***TOTAL EXPENDITURES		32,957.00	0.00	2,850.50	30,106.50	0%	9%

ACCT #	ACCT NAME	BUDGETED	MTD ACTIVITY	YTD ACTIVITY	BALANCE	MTD%	YTD%
--------	-----------	----------	--------------	--------------	---------	------	------

T I T L E VII-A INDIAN EDUCATION

267-320000-000	BEGINNING FUND BALANCE	0.00	0.00	0.00	0.00	0%	0%
267-443000-000	FEDERAL ASSISTANCE - VII-A	84,000.00CR	0.00	3,665.72CR	80,334.28CR	0%	4%
***TOTAL REVENUE		84,000.00CR	0.00	3,665.72CR	80,334.28CR	0%	4%
267-512410-000	CULTURAL ENRICHMENT SUPPLIES	0.00	0.00	0.00	0.00	0%	0%
267-515110-000	NEZ PERCE LANGUAGE INSTRUCTOR	8,813.00	0.00	734.41	8,078.59	0%	8%
267-515115-000	CERTIFIED SALARY - OTHER	0.00	0.00	0.00	0.00	0%	0%
267-515210-000	EMPLOYEE ASSIST. PLAN	0.00	0.00	0.00	0.00	0%	0%
267-515220-000	EMPLOYER FICA	0.00	0.00	56.19	( 56.19)	0%	0%
267-515230-000	HEALTH INSURANCE - VII-A	0.00	0.00	0.00	0.00	0%	0%
267-515270-000	WORKER'S COMPENSATION	0.00	0.00	0.00	0.00	0%	0%
267-515280-000	SICK LEAVE BENEFIT	0.00	0.00	0.00	0.00	0%	0%
267-515290-000	RETIREMENT BENEFIT	0.00	0.00	0.00	0.00	0%	0%
267-515300-000	HIGH SCHOOL PURCHASED SVCS	0.00	0.00	0.00	0.00	0%	0%
267-515410-000	CULTURAL ENRICHMENT SUPPLIES	0.00	0.00	0.00	0.00	0%	0%
267-611115-000	ATTENDANCE CLERK	9,195.00	0.00	743.91	8,451.09	0%	8%
267-611200-000	LIAISON FRINGE BENEFITS	3,591.00	0.00	299.25	3,291.75	0%	8%
267-611210-000	LIFE/EMP. ASSIST. PLAN	0.00	0.00	4.58	( 4.58)	0%	0%
267-611220-000	EMPLOYER FICA	0.00	0.00	79.79	( 79.79)	0%	0%
267-611230-000	HEALTH INSURANCE - ATTEND CLERK & LIASI	0.00	0.00	0.00	0.00	0%	0%
267-611270-000	WORKER'S COMPENSATION	0.00	0.00	0.00	0.00	0%	0%
267-611280-000	SICK LEAVE RETIREMENT	0.00	0.00	13.15	( 13.15)	0%	0%
267-611290-000	RETIREMENT BENEFIT	0.00	0.00	118.08	( 118.08)	0%	0%
267-632110-000	COORDINATOR SALARY	0.00	0.00	0.00	0.00	0%	0%
267-632116-000	HOME-SCHOOL LIASION/ SECRETARY'S SALARY	36,400.00	0.00	1,511.25	34,888.75	0%	4%
267-632200-000	SECRETARY'S FRINGE BENEFITS	7,539.00	0.00	0.00	7,539.00	0%	0%
267-632210-000	EMPLOYEE ASSIST. PLAN	151.00	0.00	0.00	151.00	0%	0%
267-632220-000	EMPLOYER FICA	5,014.00	0.00	103.90	4,910.10	0%	2%
267-632230-000	HEALTH INSURANCE - VII-A SECRETARY	0.00	0.00	0.00	0.00	0%	0%
267-632270-000	WORKER'S COMPENSATION	354.00	0.00	0.00	354.00	0%	0%
267-632280-000	SICK LEAVE RETIRE.	715.00	0.00	0.00	715.00	0%	0%
267-632290-000	RETIREMENT BENEFIT	6,421.00	0.00	0.00	6,421.00	0%	0%
267-632310-000	PURCHASED SERVICES	614.00	731.48	732.69	( 118.69)	119%	119%
267-632380-000	ADMIN. TRAVEL	0.00	0.00	0.00	0.00	0%	0%
267-632410-000	ADMIN MATERIALS	5,193.00	0.00	0.00	5,193.00	0%	0%
***TOTAL EXPENDITURES		84,000.00	731.48	4,397.20	79,602.80	1%	5%

J O M F U N D

269-320000-000	J.O.M. BEGINNING BALANCE	20,000.00CR	0.00	0.00	20,000.00CR	0%	0%
269-445900-000	FEDERAL ASSISTANCE	20,000.00CR	0.00	15,898.37CR	4,101.63CR	0%	79%
***TOTAL REVENUE		40,000.00CR	0.00	15,898.37CR	24,101.63CR	0%	40%
269-512300-000	PURCHASED SERVICES	4,000.00	0.00	0.00	4,000.00	0%	0%
269-512310-000	CULTURAL ENRICHMENT	1,000.00	0.00	0.00	1,000.00	0%	0%
269-512390-000	J.O.M. SUMMER SCHOOL	5,000.00	0.00	0.00	5,000.00	0%	0%
269-512410-000	CULTURAL SUPPLIES/MATERIALS	1,000.00	0.00	0.00	1,000.00	0%	0%
269-515110-000	CERTIFIED SALARIES - ASP - S/S	5,611.00	0.00	0.00	5,611.00	0%	0%
269-515115-000	CLASSIFIED SALARIES	0.00	0.00	0.00	0.00	0%	0%
269-515210-000	LIFE INS BENEFIT	0.00	0.00	0.00	0.00	0%	0%
269-515220-000	EMPLOYER FICA	2,026.00	0.00	0.00	2,026.00	0%	0%
269-515230-000	HEALTH INSURANCE - JOM	0.00	0.00	0.00	0.00	0%	0%
269-515270-000	WORKERS COMP	0.00	0.00	0.00	0.00	0%	0%
269-515280-000	UNUSED SICK LEAVE BENEFIT	0.00	0.00	0.00	0.00	0%	0%
269-515290-000	PERSI	0.00	0.00	0.00	0.00	0%	0%
269-515300-000	PURCHASE SERVICES	13,965.00	0.00	0.00	13,965.00	0%	0%
269-515310-000	CULTURAL ENRICHMENT SERVICES	2,000.00	0.00	0.00	2,000.00	0%	0%
269-515410-000	JOM CULTURAL SUPPLIES	1,000.00	0.00	0.00	1,000.00	0%	0%
269-611115-000	JOM COORDINATOR	0.00	0.00	0.00	0.00	0%	0%
269-611200-000	FRINGE BENEFIT	0.00	0.00	0.00	0.00	0%	0%
269-611210-000	LIFE/EMP. ASSIST. PLAN	0.00	0.00	0.00	0.00	0%	0%
269-611220-000	EMPLOYER FICA	0.00	0.00	0.00	0.00	0%	0%
269-611230-000	HEALTH INSURANCE - JOM COORD	0.00	0.00	0.00	0.00	0%	0%
269-611270-000	WORKER'S COMPENSATION	0.00	0.00	0.00	0.00	0%	0%
269-611280-000	SICK LEAVE RETIRE.	0.00	0.00	0.00	0.00	0%	0%
269-611290-000	RETIREMENT BENEFIT	0.00	0.00	0.00	0.00	0%	0%
269-632115-000	J.O.M. SECRETARY	0.00	0.00	0.00	0.00	0%	0%
269-632220-000	EMPLOYER FICA	0.00	0.00	0.00	0.00	0%	0%
269-632380-000	COMMITTEE TRAVEL EXPENSES	0.00	0.00	0.00	0.00	0%	0%
269-632410-000	SUPPLIES	4,398.00	0.00	0.00	4,398.00	0%	0%
***TOTAL EXPENDITURES		40,000.00	0.00	0.00	40,000.00	0%	0%



ACCT #	ACCT NAME	BUDGETED	MTD ACTIVITY	YTD ACTIVITY	BALANCE	MTD%	YTD%
--------	-----------	----------	--------------	--------------	---------	------	------

T I T L E I I A IMPV TEACH QUALITY

271-320000-000	ESTIMATED BEGINNING BALANCE	0.00	0.00	0.00	0.00	0%	0%
271-445900-000	FEDERAL TITLE II-A REVENUE	29,772.00CR	0.00	0.00	29,772.00CR	0%	0%
***TOTAL REVENUE		29,772.00CR	0.00	0.00	29,772.00CR	0%	0%
271-621110-000	STAFF DEVELOPMENT SALARIES	17,000.00	0.00	1,979.17	15,020.83	0%	12%
271-621210-000	STAFF DEVELOPMENT LIFE INS.	0.00	0.00	3.63	( 3.63)	0%	0%
271-621220-000	STAFF DEVELOP. FICA BENEFIT	1,301.00	0.00	150.90	1,150.10	0%	12%
271-621230-000	HEALTH INSURANCE - II-A	0.00	0.00	106.45	( 106.45)	0%	0%
271-621270-000	WORKERS COMPENSATION	92.00	0.00	0.00	92.00	0%	0%
271-621280-000	STAFF DEVELOP. SICK LEAVE	214.00	0.00	20.52	193.48	0%	10%
271-621290-000	STAFF DEVELOP. PERSI BENEFIT	1,924.00	0.00	224.04	1,699.96	0%	12%
271-621310-000	STAFF DEVELOPMENT	9,241.00	0.00	0.00	9,241.00	0%	0%
271-621380-000	TITLE II STAFF TRAVEL	0.00	0.00	0.00	0.00	0%	0%
271-621410-000	STAFF DEVELOPMENT SUPPLIES	0.00	0.00	0.00	0.00	0%	0%
271-920800-000	INDIRECT COST--TITLE II-A	0.00	0.00	0.00	0.00	0%	0%
***TOTAL EXPENDITURES		29,772.00	0.00	2,484.71	27,287.29	0%	8%

G E A R - U P G R A N T

278-320000-000	GEAR-UP BEGINNING BALANCE	0.00	0.00	0.00	0.00	0%	0%
278-431900-000	GEAR UP - OTHER STATE REVENUE	0.00	0.00	0.00	0.00	0%	0%
278-445000-000	GEAR-UP GRANT REVENUE	55,826.00CR	0.00	0.00	55,826.00CR	0%	0%
***TOTAL REVENUE		55,826.00CR	0.00	0.00	55,826.00CR	0%	0%
278-515110-000	GEAR UP CERT. SALARIES	0.00	0.00	0.00	0.00	0%	0%
278-515115-000	GEAR UP SALARIES	36,050.00	0.00	1,735.41	34,314.59	0%	5%
278-515200-000	FRINGE BENEFIT	6,250.00	0.00	260.41	5,989.59	0%	4%
278-515210-000	LIFE INSURANCE BENEFIT	96.00	0.00	5.95	90.05	0%	6%
278-515220-000	EMPLOYER FICA	3,236.00	0.00	151.76	3,084.24	0%	5%
278-515230-000	HEALTH INSURANCE - GEAR UP	0.00	0.00	0.00	0.00	0%	0%
278-515270-000	WORKER'S COMPENSATION	228.00	0.00	0.00	228.00	0%	0%
278-515280-000	SICK LEAVE BENEFIT	533.00	0.00	25.14	507.86	0%	5%
278-515290-000	PERSI BENEFIT	4,788.00	0.00	225.93	4,562.07	0%	5%
278-515380-000	STUDENT TRAVEL	2,495.00	0.00	0.00	2,495.00	0%	0%
278-515410-000	GEAR UP SUPPLIES	2,150.00	720.18	894.64	1,255.36	33%	42%
278-621310-000	STAFF CONFERENCE/TRAINING	0.00	0.00	250.00	( 250.00)	0%	0%
278-621380-000	STAFF TRAVEL	0.00	0.00	0.00	0.00	0%	0%
***TOTAL EXPENDITURES		55,826.00	720.18	3,549.24	52,276.76	1%	6%

ELEMENTARY COUNSELING GRANT

284-443000-000	ELEMENTARY COUNSELING GRANT REVENUE	284,665.00CR	0.00	13,498.38CR	271,166.62CR	0%	5%
284-460000-000	TRANSFERS IN FROM OTHER FUNDS	0.00	0.00	0.00	0.00	0%	0%
***TOTAL REVENUE		284,665.00CR	0.00	13,498.38CR	271,166.62CR	0%	5%
284-611110-000	ELEM COUNSELING GRANT SALARIES	132,765.00	0.00	8,050.86	124,714.14	0%	6%
284-611200-000	FRINGE BENEFIT	13,690.00	0.00	901.99	12,788.01	0%	7%
284-611210-000	LIFE INS. BENEFIT	96.00	0.00	18.51	77.49	0%	19%
284-611230-000	HEALTH INSURANCE - ESEC GRANT	0.00	0.00	178.29	( 178.29)	0%	0%
284-611220-000	FICA BENEFIT	11,204.00	0.00	668.27	10,535.73	0%	6%
284-611270-000	WORKERS COMP. BENEFIT	791.00	0.00	0.00	791.00	0%	0%
284-611280-000	SICK LEAVE BENEFIT	1,845.00	0.00	112.81	1,732.19	0%	6%
284-611290-000	PERSI BENEFIT	16,579.00	0.00	1,013.45	15,565.55	0%	6%
284-611300-000	PURCHASED SERVICES	101,800.00	0.00	150.00	101,650.00	0%	0%
284-611410-000	SUPPLIES	4,228.00	239.20	2,643.40	1,584.60	6%	63%
284-920800-000	INDIRECT COSTS	1,667.00	0.00	0.00	1,667.00	0%	0%
***TOTAL EXPENDITURES		284,665.00	239.20	13,737.58	270,927.42	0%	5%

ACCT #	ACCT NAME	BUDGETED	MTD ACTIVITY	YTD ACTIVITY	BALANCE	MTD%	YTD%
--------	-----------	----------	--------------	--------------	---------	------	------

## CHILD NUTRITION

290-320000-000	EST. BEG. BAL. --SCHOOL LUNCH	50,000.00CR	0.00	0.00 (	50,000.00)	0%	0%
290-415000-000	EARNINGS ON INVESTMENTS	0.00	0.00	0.00	0.00	0%	0%
290-416100-000	SCHOOL FOOD SERVICE	0.00	0.00	0.00	0.00	0%	0%
290-416200-000	LUNCH SALES--ALA CARTE	7,500.00CR	0.00	207.53CR	7,292.47CR	0%	3%
290-419900-000	OTHER REVENUE	0.00	0.00	0.00	0.00	0%	0%
290-445500-000	NSLP - LUNCH REVENUE	185,000.00CR	0.00	0.00	185,000.00CR	0%	0%
290-445501-000	FEDERAL SUPPORT--COMMODITIES	13,000.00CR	0.00	0.00	13,000.00CR	0%	0%
290-445502-000	NSLP - SUMMER LUNCH REVENUE	32,000.00CR	0.00	31,213.37CR	786.63CR	0%	98%
290-445503-000	NSLP - BREAKFAST REVENUE	70,000.00CR	0.00	0.00	70,000.00CR	0%	0%
290-445504-000	NSLP - SNACK REVENUE	12,000.00CR	0.00	0.00	12,000.00CR	0%	0%
290-445505-000	FRESH FRUIT VEGETABLE GRANT INCOME	16,000.00CR	0.00	0.00	16,000.00CR	0%	0%
290-460000-000	INTERFUND TRANSFER	0.00	0.00	0.00	0.00	0%	0%
***TOTAL REVENUE		385,500.00CR	0.00	31,420.90CR	354,079.10CR	0%	8%

290-710115-000	FOOD SERVICE SALARIES--REGULAR	96,717.00	0.00	12,035.89	84,681.11	0%	12%
290-710116-000	FFVP PREP SALARIES	2,500.00	0.00	0.00	2,500.00	0%	0%
290-710117-000	FFVP ADMIN SALARIES	1,500.00	0.00	194.30	1,305.70	0%	13%
290-710200-000	FRINGE BENEFITS-FOOD SERVICES	17,603.00	0.00	940.33	16,662.67	0%	5%
290-710210-000	LIFE/EMP. ASSIST. PLAN	576.00	0.00	46.81	529.19	0%	8%
290-710220-000	EMPLOYER FICA	0.00	0.00	0.00	0.00	0%	0%
290-710230-000	HEALTH INSURANCE - FOOD SERVICE	25,074.00	0.00	2,789.53	22,284.47	0%	11%
290-710270-000	WORKER'S COMPENSATION	5,594.00	0.00	0.00	5,594.00	0%	0%
290-710280-000	SICK LEAVE RETIRE.	1,491.00	0.00	165.95	1,325.05	0%	11%
290-710290-000	PERSI BENEFIT	13,394.00	0.00	1,490.91	11,903.09	0%	11%
290-710310-000	FOOD SERVICE - PURCHASED SERVICES	1,500.00	0.00	672.87	827.13	0%	45%
290-710315-000	FFVP PURCHASED SERVICES	0.00	0.00	0.00	0.00	0%	0%
290-710410-000	FOOD SERVICE--NON-FOOD SUPPLIES	12,000.00	821.93	1,184.83	10,815.17	7%	10%
290-710411-000	FOOD SERVICE--FOOD SUPPLIES	170,551.00	13,865.35	19,923.46	150,627.54	8%	12%
290-710412-000	FOOD SERVICE--MILK	24,000.00	2,155.43	3,374.01	20,625.99	9%	14%
290-710413-000	FOOD SERVICE--COMMODITIES	13,000.00	1,438.76	1,438.76	11,561.24	11%	11%
290-710415-000	FFVP FOOD SUPPLIES	0.00	0.00	0.00	0.00	0%	0%
290-710416-000	FFVP SUPPLIES & MATERIALS	0.00	0.00	0.00	0.00	0%	0%
290-710550-000	FOOD SERVICE EQUIPMENT	0.00	0.00	0.00	0.00	0%	0%
***TOTAL EXPENDITURES		385,500.00	18,281.47	44,257.65	341,242.35	5%	11%

## BOND INT./REDEMP. FUND

310-320000-000	BIRF BEGINNING BALANCE	0.00	0.00	0.00	0.00	0%	0%
310-412510-000	BIRF LEVY TAXES-NEZPERCE COUNTY	244,988.00CR	0.00	7,156.18CR	237,831.82)	0%	3%
310-415000-000	INVESTMENT EARNINGS	300.00CR	0.00	76.55CR	223.45CR	0%	26%
310-419900-000	REVENUE--SAVINGS FROM BOND REFI	0.00	0.00	0.00	0.00	0%	0%
310-438000-000	REVENUE IN LIEU OF PROPERTY TAX	0.00	0.00	0.00	0.00	0%	0%
310-439000-000	STATE BOND GUARANTY REV.	35,000.00CR	0.00	49,878.65CR	14,878.65	0%	143%
***TOTAL REVENUE		280,288.00CR	0.00	57,111.38CR	223,176.62CR	0%	20%

310-911610-000	BIRF PRINCIPAL	215,000.00	0.00	215,000.00	0.00	0%	100%
310-912620-000	BIRF INTEREST	64,788.00	0.00	34,543.75	30,244.25	0%	53%
310-913691-000	BIRF FEES	500.00	0.00	500.00	0.00	0%	100%
***TOTAL EXPENDITURES		280,288.00	0.00	250,043.75	30,244.25	0%	89%

## BUS DEPRECIATION

421-320000-000	BEGINNING BALANCE	0.00	0.00	0.00	0.00	0%	0%
421-431200-000	TRANSPORTATION DEPRECIATION REV	27,040.00CR	0.00	0.00	27,040.00CR	0%	0%
***TOTAL REVENUE		27,040.00CR	0.00	0.00	27,040.00CR	0%	0%
421-681500-000	BUS PURCHASE	27,040.00	0.00	0.00	27,040.00	0%	0%
***TOTAL EXPENDITURES		27,040.00	0.00	0.00	27,040.00	0%	0%

(Rprt: 01 - MAINBdgt Prep: 18/Prop Budget; Dates: 00/00/00-10/31/17; PRINT: 10/11/17 2:23:59 PM)

ACCT # ACCT NAME BEG BALANCE MTD ACTIVITY YTD BALANCE

GENERAL FUND

100-111100-000	CASH IN BANK--GENERAL FUND	154,904.04	421,737.83	576,641.87
100-111109-000	PAYROLL CHECKING	0.00	0.00	0.00
100-111300-000	PETTY CASH	0.00	0.00	0.00
100-112100-000	INVESTMENTS--LGIP #1037	1,884,846.78	950,000.00	2,834,846.78
100-112110-000	INVESTMENTS--DISNEY PLAYGRND #1269	0.00	0.00	0.00
100-112120-000	SAVINGS ACCOUNT--WELLS FARGO	2,501.18	0.00	2,501.18
100-113100-000	TAXES RECEIVABLE	1,900.89	0.00	1,900.89
100-114100-000	STATE SUPPORT RECEIVABLE	0.00	0.00	0.00
100-114101-000	INTEREST RECEIVABLE	0.00	0.00	0.00
100-114200-000	RECEIVABLE	2,050.65	0.00	2,050.65
100-114230-000	INTERFUND RECEIVABLE	58,490.00	0.00	58,490.00
100-114290-000	LOCAL REVENUE RECEIVABLE	0.00	0.00	0.00
***TOTAL ASSETS		2,104,693.54	1,371,737.83	3,476,431.37

100-213000-000	ACCOUNTS PAYABLE	0.00	56,825.95CR	56,825.95CR
100-217100-000	SALARIES PAYABLE	1,591.67	0.00	1,591.67
100-217200-000	BENEFITS PAYABLE	1,591.67CR	0.00	1,591.67CR
100-218350-000	SALES TAX PAYABLE - IDAHO	258.59CR	0.00	258.59CR
100-218351-000	SALES TAX PAYABLE - N P COUNTY	0.00	0.00	0.00
100-218703-000	PAYROLL WITHHOLDINGS - OTHER	415.45	0.00	415.45
100-218903-000	PAYROLL ADVANCES	0.00	0.00	0.00
100-221100-000	DEFERRED REVENUES	2,816.25CR	0.00	2,816.25CR
100-320200-000	FUND BALANCE - GENERAL FUND	2,102,034.15CR	1,314,911.88CR	3,416,946.03CR
***TOTAL LIABILITIES & FUND BAL.		2,104,693.54CR	1,371,737.83CR	3,476,431.37CR

NEZPERCE TRIBE ELEMENTARY

230-111100-000	CASH IN BANK--NEZPERCE ELEMENTARY	0.00	0.00	0.00
230-114100-000	REVENUE RECEIVABLE	0.00	0.00	0.00
***TOTAL ASSETS		0.00	0.00	0.00
230-211200-000	DUE TO OTHER FUNDS	0.00	0.00	0.00
230-213000-000	ACCOUNTS PAYABLE--NEZPERCE ELEM.	0.00	0.00	0.00
230-217100-000	SALARIES PAYABLE--NEZPERCE ELEM.	0.00	0.00	0.00
230-217200-000	BENEFITS PAYABLE--NEZPERCE ELEM.	0.00	0.00	0.00
230-320200-000	FUND BALANCE- NPT ELEMENTARY	0.00	0.00	0.00
***TOTAL LIABILITIES & FUND BAL.		0.00	0.00	0.00

TRIBAL GRANTS- NATIVE ARTS

231-111100-000	CASH - NPT GRANT NATIVE ARTS	0.00	0.00	0.00
231-114100-000	REVENUE RECEIVABLE--NEZPERCE G/T	0.00	0.00	0.00
231-114200-000	INTERFUND RECEIVABLE--NEZPERCE G/T	0.00	0.00	0.00
***TOTAL ASSETS		0.00	0.00	0.00
231-211200-000	INTERFUND PAYABLE--NPT GRANT	0.00	0.00	0.00
231-213000-000	ACCOUNTS PAYABLE--NPT GRANT	0.00	0.00	0.00
231-320200-000	FUND BALANCE - FUND 231	0.00	0.00	0.00
***TOTAL LIABILITIES & FUND BAL.		0.00	0.00	0.00

GRANTS - NEZ PERCE TRIBE & OTHERS

232-111100-000	CASH IN BANK-NPT GRANTS & OTHERS	113,268.34	0.00	113,268.34
232-114100-000	REVENUE RECEIVABLE	0.00	0.00	0.00
***TOTAL ASSETS		113,268.34	0.00	113,268.34
232-213000-000	ACCOUNTS PAYABLE	0.00	3,110.85CR	3,110.85CR
232-320200-000	FUND BALANCE - FUND 232	113,268.34CR	3,110.85	110,157.49CR
***TOTAL LIABILITIES & FUND BAL.		113,268.34CR	0.00	113,268.34CR

NEXPERCE TRIBE - LITERATURE GRT

234-111100-000	CASH IN BANK--NEZPERCE LIT GRANT	868.51	0.00	868.51
***TOTAL ASSETS		868.51	0.00	868.51

234-213000-000	ACCOUNTS PAYABLE	0.00	0.00	0.00
234-320200-000	FUND BALANCE - NPT LITERATURE GRANT	868.51CR	0.00	868.51CR
***TOTAL LIABILITIES & FUND BAL.		868.51CR	0.00	868.51CR

N E Z P E R C E TRIBE JOB SKILLS

235-111100-000	CASH IN BANK--NEZPERCE SPEC. SERV.	5,723.96	0.00	5,723.96
235-114100-000	REVENUE RECEIVABLE	0.00	0.00	0.00
***TOTAL ASSETS		5,723.96	0.00	5,723.96

235-213000-000	ACCOUNTS PAYABLE	0.00	0.00	0.00
235-320200-000	FUND BALANCE- NEZPERCE TRIBE JOB SKILLS	5,723.96CR	0.00	5,723.96CR
***TOTAL LIABILITIES & FUND BAL.		5,723.96CR	0.00	5,723.96CR

S T A T E V O C A T I O N A L

243-111100-000	CASH IN BANK--STATE VOC ED.	0.00	0.00	0.00
243-114100-000	SUPPORT RECEIVABLE	0.00	0.00	0.00
***TOTAL ASSETS		0.00	0.00	0.00

243-211200-000	INTERFUND PAYABLES	0.00	0.00	0.00
243-213000-000	ACCOUNTS PAYABLE	0.00	878.74CR	878.74CR
243-217100-000	SALARIES PAYABLE	0.00	0.00	0.00
243-217200-000	BENEFITS PAYABLE	0.00	0.00	0.00
243-320200-000	FUND BALANCE - FUND 243	0.00	878.74	878.74
***TOTAL LIABILITIES & FUND BAL.		0.00	0.00	0.00

NPT READING GRANT

244-111100-000	NP TRIBE READING GT--CASH IN BANK	0.00	0.00	0.00
244-114100-000	REVENUE RECEIVABLE	0.00	0.00	0.00
***TOTAL ASSETS		0.00	0.00	0.00

244-211200-000	INTERFUND PAYABLE	0.00	0.00	0.00
244-213000-000	ACCOUNTS PAYABLE	0.00	0.00	0.00
244-320200-000	FUND BALANCE	0.00	0.00	0.00
***TOTAL LIABILITIES & FUND BAL.		0.00	0.00	0.00

SUBSTANCE ABUSE PREVENTION

246-111100-000	CASH IN BANK--DRUG FREE YTH	887.75CR	0.00	887.75CR
246-114000-000	ASSISTANCE RECEIVABLE	0.00	0.00	0.00
246-114200-000	INTERFUND RECEIVABLES	0.00	0.00	0.00
***TOTAL ASSETS		887.75CR	0.00	887.75CR

246-211200-000	INTERFUND PAYABLE	0.00	0.00	0.00
246-213000-000	ACCOUNTS PAYABLE	0.00	400.00CR	400.00CR
246-217100-000	SALARIES PAYABLE	0.00	0.00	0.00
246-217200-000	BENEFITS PAYABLE	0.00	0.00	0.00
246-320200-000	FUND BALANCE - SUBSTANCE ABUSE PREVENTI	887.75	400.00	1,287.75
***TOTAL LIABILITIES & FUND BAL.		887.75	0.00	887.75

CHAPTER I FUND

251-111100-000	CASH IN BANK--TITLE I	55,763.82CR	0.00	55,763.82CR
251-114100-000	ASSISTANCE REC' BL--CHAPTER I	0.00	0.00	0.00
***TOTAL ASSETS		55,763.82CR	0.00	55,763.82CR

251-211200-000	INTERFUND PAYABLES	0.00	0.00	0.00
251-213000-000	ACCOUNTS PAYABLE	0.00	2,887.80CR	2,887.80CR
251-217100-000	CONTRACTS PAYABLE--CHAPTER I	0.00	0.00	0.00
251-217200-000	BENEFITS PAYABLE	0.00	0.00	0.00
251-320200-000	FUND BALANCE - FUND 251	55,763.82	2,887.80	58,651.62
***TOTAL LIABILITIES & FUND BAL.		55,763.82	0.00	55,763.82

PART B FUND

257-111100-000	CASH IN BANK-- PART B	8,540.27CR	0.00	8,540.27CR
257-114100-000	REVENUE RECEIVABLE	0.00	0.00	0.00
***TOTAL ASSETS		8,540.27CR	0.00	8,540.27CR

257-211200-000	INTERFUND PAYABLES	0.00	0.00	0.00
257-213000-000	ACCOUNTS PAYABLE-- PART B	0.00	0.00	0.00
257-217100-000	CONTRACTS PAYABLE	0.00	0.00	0.00
257-217200-000	BENEFITS PAYABLE	0.00	0.00	0.00
257-320200-000	FUND BALANCE - FUND 257	8,540.27	0.00	8,540.27
***TOTAL LIABILITIES & FUND BAL.		8,540.27	0.00	8,540.27

PART B PRESCHOOL

258-111100-000	CASH IN BANK -- PART B PRE-SCHOOL	256.93CR	0.00	256.93CR
258-114100-000	ASSISTANCE RECEIVABLE	0.00	0.00	0.00
***TOTAL ASSETS		256.93CR	0.00	256.93CR

258-211200-000	INTERFUND PAYABLES	0.00	0.00	0.00
258-213000-000	PART B PRESCHOOL ACCOUNTS PAYABLE	0.00	0.00	0.00
258-217100-000	PART B PRESCHOOL SALARIES PAYABLE	0.00	0.00	0.00
258-217200-000	PART B PRESCHOOL BENEFITS PAYABLE	0.00	0.00	0.00
258-320200-000	FUND BALANCE - FUND 258	256.93	0.00	256.93
***TOTAL LIABILITIES & FUND BAL.		256.93	0.00	256.93

ACCT #	ACCT NAME	BEG BALANCE	MTD ACTIVITY	YTD BALANCE
TITLE IV-A ESSA STUDENT SUPPORT				
261-111100-000	TITLE IV-A CASH	0.00	0.00	0.00
261-114200-000	TITLE IV-A RECEIVABLE	0.00	0.00	0.00
***TOTAL ASSETS		0.00	0.00	0.00
261-213000-000	ACCOUNTS PAYABLE - TITLE IV-A	0.00	1,350.00CR	1,350.00CR
261-217100-000	SALARIES PAYABLE	0.00	0.00	0.00
261-217200-000	BENEFITS PAYABLE	0.00	0.00	0.00
261-320200-000	FUND BALANCE - TITLE IV-A	0.00	1,350.00	1,350.00
***TOTAL LIABILITIES & FUND BAL.		0.00	0.00	0.00
REAP				
262-111100-000	CASH IN BANK--REAP GRANT	0.00	0.00	0.00
262-114100-000	ASSISTANCE RECEIVABLE	0.00	0.00	0.00
***TOTAL ASSETS		0.00	0.00	0.00
262-213000-000	ACCOUNTS PAYABLE	0.00	0.00	0.00
262-217100-000	SALARIES PAYABLE	0.00	0.00	0.00
262-217200-000	BENEFITS PAYABLE	0.00	0.00	0.00
262-320200-000	FUND BALANCE - REAP	0.00	0.00	0.00
***TOTAL LIABILITIES & FUND BAL.		0.00	0.00	0.00
T I T L E VII-A INDIAN EDUCATION				
267-111100-000	CASH IN BANK--TITLE VII IND. ED.	0.00	0.00	0.00
267-114100-000	REVENUE RECEIVABLE -- TITLE V	0.00	0.00	0.00
***TOTAL ASSETS		0.00	0.00	0.00
267-213000-000	ACCOUNTS PAYABLE--TITLE V	0.00	731.48CR	731.48CR
267-217100-000	CONTRACTS PAYABLE--TITLE V	0.00	0.00	0.00
267-217200-000	BENEFITS PAYABLE	0.00	0.00	0.00
267-320200-000	FUND BALANCE - TITLE VII-A	0.00	731.48	731.48
***TOTAL LIABILITIES & FUND BAL.		0.00	0.00	0.00
J O M F U N D				
269-111100-000	CASH IN BANK--JOM	17,263.78	0.00	17,263.78
269-114100-000	ASSISTANCE REC' BL--JOM	0.00	0.00	0.00
269-114200-000	INTERFUND RECEIVABLE	0.00	0.00	0.00
***TOTAL ASSETS		17,263.78	0.00	17,263.78
269-211200-000	INTERFUND PAYABLE	0.00	0.00	0.00
269-213000-000	ACCOUNTS PAYABLE -- J O M	0.00	0.00	0.00
269-217100-000	CONTRACTS PAYABLE--JOM	0.00	0.00	0.00
269-217200-000	BENEFITS PAYABLE	0.00	0.00	0.00
269-320200-000	FUND BALANCE - JOM	17,263.78CR	0.00	17,263.78CR
***TOTAL LIABILITIES & FUND BAL.		17,263.78CR	0.00	17,263.78CR

ACCT #	ACCT NAME	BEG BALANCE	MTD ACTIVITY	YTD BALANCE
T I T L E I I A I M P V T E A C H Q U A L I T Y				
271-111100-000	CASH IN BANK--TITLE II IMPV T QUAL	2,484.71CR	0.00	2,484.71CR
271-114000-000	RECEIVABLE--TITLE II	0.00	0.00	0.00
***TOTAL ASSETS		2,484.71CR	0.00	2,484.71CR
271-211200-000	INTERFUND PAYABLE	0.00	0.00	0.00
271-213000-000	ACCOUNTS PAYABLE--TITLE II	0.00	0.00	0.00
271-217100-000	SALARIES PAYABLE	0.00	0.00	0.00
271-217200-000	BENEFITS PAYABLE	0.00	0.00	0.00
271-320200-000	FUND BALANCE - TITLE II-A	2,484.71	0.00	2,484.71
***TOTAL LIABILITIES & FUND BAL.		2,484.71	0.00	2,484.71
G E A R - U P G R A N T				
278-111100-000	CASH IN BANK--GEAR-UP GRANT	529.71	0.00	529.71
278-114000-000	REVENUE RECEIVABLE	0.00	0.00	0.00
***TOTAL ASSETS		529.71	0.00	529.71
278-211200-000	INTERFUND PAYABLE	0.00	0.00	0.00
278-213000-000	ACCOUNTS PAYABLE	0.00	720.18CR	720.18CR
278-217100-000	SALARIES PAYABLE	0.00	0.00	0.00
278-217200-000	BENEFITS PAYABLE	0.00	0.00	0.00
278-320200-000	FUND BALANCE - GEAR UP GRANT	529.71CR	720.18	190.47
***TOTAL LIABILITIES & FUND BAL.		529.71CR	0.00	529.71CR
E L E M E N T A R Y C O U N S E L I N G G R A N T				
284-111100-000	CASH IN BANK--ELEM COUNS GRANT	0.00	0.00	0.00
284-114100-000	REVENUE RECEIVABLE	0.00	0.00	0.00
***TOTAL ASSETS		0.00	0.00	0.00
284-213000-000	ACCOUNTS PAYABLE	0.00	239.20CR	239.20CR
284-217100-000	SALARIES PAYABLE	0.00	0.00	0.00
284-217200-000	BENEFITS PAYABLE	0.00	0.00	0.00
284-320200-000	FUND BALANCE - ELEMENTARY COUNSELING GR	0.00	239.20	239.20
***TOTAL LIABILITIES & FUND BAL.		0.00	0.00	0.00
C H I L D N U T R I T I O N				
290-111100-000	CASH IN BANK -- FOOD SERVICE	46,614.01	0.00	46,614.01
290-111300-000	PETTY CASH	30.00	0.00	30.00
290-114200-000	INTERFUND RECEIVABLE	0.00	0.00	0.00
290-114500-000	REVENUE RECEIVABLE	0.00	0.00	0.00
***TOTAL ASSETS		46,644.01	0.00	46,644.01
290-213000-000	ACCOUNTS PAYABLE	0.00	18,281.47CR	18,281.47CR
290-217100-000	FOOD SERVICE CONTRACTS PAYABLE	0.00	0.00	0.00
290-217200-000	BENEFITS PAYABLE	0.00	0.00	0.00
290-234100-000	LOAN PAYABLE	0.00	0.00	0.00
290-320200-000	FUND BALANCE - CHILD NUTRITION	46,644.01CR	18,281.47	28,362.54CR
***TOTAL LIABILITIES & FUND BAL.		46,644.01CR	0.00	46,644.01CR

(Rprt: 01 - MAINBdgt Prep: 18/Prop Budget; Dates: 00/00/00-10/31/17; PRINT: 10/11/17 2:24:00 PM)

ACCT #	ACCT NAME	BEG BALANCE	MTD ACTIVITY	YTD BALANCE
<b>B O N D I N T./R E D E M P. FUND</b>				
310-111100-000	CASH IN BANK--BOND INT./REDEMP. FD	118,353.95CR	0.00	118,353.95CR
310-112100-000	INVESTMENTS--BIR FUND #2770	45,165.13	0.00	45,165.13
310-113100-000	TAXES RECEIVABLE--NEZ PERCE CO.	20,542.89	0.00	20,542.89
310-114000-000	REVENUE RECEIVABLE	0.00	0.00	0.00
310-114101-000	INTEREST RECEIVABLE	0.00	0.00	0.00
***TOTAL ASSETS		52,645.93CR	0.00	52,645.93CR
310-211200-000	INTERFUND PAYABLE	0.00	0.00	0.00
310-213000-000	ACCOUNTS PAYABLE	0.00	0.00	0.00
310-216100-000	BONDS PAYABLE	0.00	0.00	0.00
310-221000-000	DEFERRED REVENUES--NEZ PERCE CO.	20,550.95CR	0.00	20,550.95CR
310-320200-000	FUND BALANCE - BOND REDEMPTION FUND	73,196.88	0.00	73,196.88
***TOTAL LIABILITIES & FUND BAL.		52,645.93	0.00	52,645.93
<b>BUS DEPRECIATION</b>				
421-111100-000	CASH IN BANK--BUS DEPRECIATION	0.00	0.00	0.00
421-114000-000	REVENUE RECEIVABLE	0.00	0.00	0.00
421-114101-000	INTEREST RECEIVABLE	0.00	0.00	0.00
***TOTAL ASSETS		0.00	0.00	0.00
421-211200-000	INTERFUND PAYABLE	0.00	0.00	0.00
421-213000-000	ACCOUNTS PAYABLE--BUS DEP	0.00	0.00	0.00
421-320200-000	FUND BALANCE - BUS DEPRECIATION	0.00	0.00	0.00
***TOTAL LIABILITIES & FUND BAL.		0.00	0.00	0.00
<b>S C H O L A R S H I P F U N D</b>				
710-111100-000	CASH IN BANK -- SCHOLARSHIP FUND	115.00CR	0.00	115.00CR
710-112010-000	INV-- T.HIGHEAGLE-JOHNSON #1209	184.25	0.00	184.25
710-112015-000	INVESTMENTS -- MICHAEL BISBEE III #1502	4,621.85	0.00	4,621.85
710-112020-000	INVESTMENTS -- D HIGHEAGLE #1208	1,738.94	0.00	1,738.94
710-112025-000	INVESTMENTS--GENERAL SCHOLARSHIP #1503	2,340.95	0.00	2,340.95
710-112030-000	INVESTMENTS -- M. PATTERSON #1210	90.61	0.00	90.61
710-112040-000	INVESTMENTS--JEFF WILSON #2713	290.03	0.00	290.03
710-112050-000	INVESTMENTS--G. LEIGHTON #2715	4,058.40	0.00	4,058.40
710-112060-000	INVESTMENTS--ALEC REUBEN #3119	137.41	0.00	137.41
710-112070-000	INVESTMENTS - MERIT SCHOLARSP 2714	0.00	0.00	0.00
710-114000-000	REVENUE RECEIVABLE	0.00	0.00	0.00
710-114101-000	INTEREST RECEIVABLE	0.00	0.00	0.00
***TOTAL ASSETS		13,347.44	0.00	13,347.44
710-213000-000	ACCOUNTS PAYABLE	0.00	0.00	0.00
710-223210-000	T HIGHEAGLE-JOHNSON SCHOLARSHIP	184.25CR	0.00	184.25CR
710-223215-000	MICHAEL BISBEE III FUND	4,621.85CR	0.00	4,621.85CR
710-223220-000	FUND BALANCE - DAN HIGHEAGLE SCHOLARSHI	1,833.94CR	0.00	1,833.94CR
710-223230-000	FUND BALANCE - MARK PATTERSON SCHOLARSH	132.39	0.00	132.39
710-223240-000	F / B - JEFF WILSON MEMORIAL SCHOLARSHI	340.03CR	0.00	340.03CR
710-223250-000	FUND BALANCE - GARRET LEIGHTON MEMORIAL	4,321.40CR	0.00	4,321.40CR
710-223260-000	FUND BALANCE - ALEC REUBEN SCHOLARSHIP	162.59	0.00	162.59
710-223270-000	FUND BALANCE - MERIT SCHOLARSHIP FUND	0.00	0.00	0.00
710-320200-000	FUND BALANCE - SCHOLARSHIP FUND	2,340.95CR	0.00	2,340.95CR
***TOTAL LIABILITIES & FUND BAL.		13,347.44CR	0.00	13,347.44CR



(Rprt: 01 - MAINBdgt Prep: 18/Prop Budget; Dates: 00/00/00-10/31/17; PRINT: 10/11/17 2:24:01 PM)

ACCT #	ACCT NAME	BEG BALANCE	MTD ACTIVITY	YTD BALANCE
ACCOUNTS PAYABLE				
100-213000-000	ACCOUNTS PAYABLE	0.00	56,825.95CR	56,825.95CR
230-213000-000	ACCOUNTS PAYABLE--NEZPERCE ELEM.	0.00	0.00	0.00
231-213000-000	ACCOUNTS PAYABLE--NPT GRANT	0.00	0.00	0.00
232-213000-000	ACCOUNTS PAYABLE	0.00	3,110.85CR	3,110.85CR
234-213000-000	ACCOUNTS PAYABLE	0.00	0.00	0.00
235-213000-000	ACCOUNTS PAYABLE	0.00	0.00	0.00
243-213000-000	ACCOUNTS PAYABLE	0.00	878.74CR	878.74CR
251-213000-000	ACCOUNTS PAYABLE	0.00	2,887.80CR	2,887.80CR
257-213000-000	ACCOUNTS PAYABLE-- PART B	0.00	0.00	0.00
258-213000-000	PART B PRESCHOOL ACCOUNTS PAYABLE	0.00	0.00	0.00
261-213000-000	ACCOUNTS PAYABLE - TITLE IV-A	0.00	1,350.00CR	1,350.00CR
267-213000-000	ACCOUNTS PAYABLE--TITLE V	0.00	731.48CR	731.48CR
269-213000-000	ACCOUNTS PAYABLE -- J O M	0.00	0.00	0.00
271-213000-000	ACCOUNTS PAYABLE--TITLE II	0.00	0.00	0.00
278-213000-000	ACCOUNTS PAYABLE	0.00	720.18CR	720.18CR
284-213000-000	ACCOUNTS PAYABLE	0.00	239.20CR	239.20CR
290-213000-000	ACCOUNTS PAYABLE	0.00	18,281.47CR	18,281.47CR
291-213000-000	ACCOUNTS PAYABLE	0.00	0.00	0.00
310-213000-000	ACCOUNTS PAYABLE	0.00	0.00	0.00
ACCOUNTS PAYABLE		0.00	85,025.67CR	85,025.67CR

C A S H I N B A N K				
100-111100-000	CASH IN BANK--GENERAL FUND	154,904.04	421,737.83	576,641.87
230-111100-000	CASH IN BANK--NEZPERCE ELEMENTARY	0.00	0.00	0.00
231-111100-000	CASH - NPT GRANT NATIVE ARTS	0.00	0.00	0.00
232-111100-000	CASH IN BANK--NPT GRANTS & OTHERS	113,268.34	0.00	113,268.34
234-111100-000	CASH IN BANK--NEZPERCE LIT GRANT	868.51	0.00	868.51
235-111100-000	CASH IN BANK--NEZPERCE SPEC. SERV.	5,723.96	0.00	5,723.96
243-111100-000	CASH IN BANK--STATE VOC ED.	0.00	0.00	0.00
244-111100-000	NP TRIBE READING GT--CASH IN BANK	0.00	0.00	0.00
246-111100-000	CASH IN BANK--DRUG FREE YTH	887.75CR	0.00	887.75CR
251-111100-000	CASH IN BANK--TITLE I	55,763.82CR	0.00	55,763.82CR
257-111100-000	CASH IN BANK-- PART B	8,540.27CR	0.00	8,540.27CR
258-111100-000	CASH IN BANK -- PART B PRE-SCHOOL	256.93CR	0.00	256.93CR
261-111100-000	TITLE IV-A CASH	0.00	0.00	0.00
262-111100-000	CASH IN BANK--REAP GRANT	0.00	0.00	0.00
267-111100-000	CASH IN BANK--TITLE VII IND. ED.	0.00	0.00	0.00
269-111100-000	CASH IN BANK--JOM	17,263.78	0.00	17,263.78
271-111100-000	CASH IN BANK--TITLE II IMPV T QUAL	2,484.71CR	0.00	2,484.71CR
278-111100-000	CASH IN BANK--GEAR-UP GRANT	529.71	0.00	529.71
284-111100-000	CASH IN BANK--ELEM COUNS GRANT	0.00	0.00	0.00
290-111100-000	CASH IN BANK -- FOOD SERVICE	46,614.01	0.00	46,614.01
291-111100-000	CASH IN BANK--FRUIT/VEG. GRANT	327.19CR	0.00	327.19CR
310-111100-000	CASH IN BANK--BOND INT./REDEMP. FD	118,353.95CR	0.00	118,353.95CR
421-111100-000	CASH IN BANK--BUS DEPRECIATION	0.00	0.00	0.00
710-111100-000	CASH IN BANK -- SCHOLARSHIP FUND	115.00CR	0.00	115.00CR
*****TOTAL CASH IN BANK		152,442.73	421,737.83	574,180.56

(VEND RNG: 000000-ZZZZZZ; DATE RNG: 00/00/00-99/99/99; ALL FUNDS; BANK CD: 1)									
VEND #	ACCOUNT	DEPT	DATE	PO #	INVOICE	DESCRIPTION	BC	MO-YR	AMOUNT
001280	100-681319-000	000000	10/16/17	000000	803504597	PROPANE BUS BARN 200 GALS	1	10-2017	264.00
001280	100-661330-000	000000	10/16/17	000000	803389370	CREDIT HS 1 GAL	1	10-2017	5.00CR
001280	100-661330-000	000000	10/16/17	000000	803511527	PROPANE HS 363.3 GALS	1	10-2017	479.56
**SUB-TOTAL: AMERIGAS-LEWISTON									738.56
002100	100-681319-000	000000	10/16/17	000000	5908020000	ELECTRIC-BUS SHOP	1	10-2017	115.07
002100	100-661330-000	000000	10/16/17	000000	5908020000	ELECTRIC- ES	1	10-2017	2,013.82
002100	100-661330-000	000000	10/16/17	000000	5908020000	ELECTRIC HS TRACK	1	10-2017	270.69
002100	100-661330-000	000000	10/16/17	000000	5908020000	ELECTRIC-TRACK LIGHTS	1	10-2017	19.29
002100	100-661330-000	000000	10/16/17	000000	5908020000	ELECTRIC-TRACK PUMP	1	10-2017	322.54
002100	100-661330-000	000000	10/16/17	000000	5908020000	ELECTRIC-STORAGE TECH	1	10-2017	98.42
002100	100-661330-000	000000	10/16/17	000000	5908020000	ELECTRIC-AG SHOP	1	10-2017	219.40
002100	100-661330-000	000000	10/16/17	000000	5908020000	ELECTRIC-MS/HS	1	10-2017	3,708.05
002100	100-661330-000	000000	10/16/17	000000	5908020000	ELECTRIC-CABINET SHOP	1	10-2017	27.87
**SUB-TOTAL: AVISTA UTILITIES									6,795.15
003320	100-616300-000	000000	10/16/17	000000	SEPT 30, 2017	PHYSICAL THERAPY	1	10-2017	2,091.00
**SUB-TOTAL: BUILDING BLOCKS PEDIATRIC THERAPY									2,091.00
003950	100-681311-000	000000	10/16/17	000000	OM001740	DOT PHYSICAL PAT KERBY	1	10-2017	120.00
003950	100-681311-000	000000	10/16/17	000000	LAB057766	DOT URINALYSIS PAT KERBY	1	10-2017	10.00
**SUB-TOTAL: CATALYST MEDICAL GROUP, PLLC									130.00
004180	232-515410-000	000000	10/02/17	H18074	61798643	NATIONAL GEOGRAPHIC 6-9	1	10-2017	2,723.25
004180	261-512310-000	000000	10/16/17	H18251	61887577	REACH/RDG COMPREHENSIVE SUB 1-5	1	10-2017	1,350.00
**SUB-TOTAL: CENGAGE LEARNING									4,073.25
004700	100-681425-000	000000	10/16/17	T18288	42001	INSTALL TWO WAY RADIO	1	10-2017	181.65
004700	100-681425-000	000000	10/16/17	T18166	39892	BUS RADIO REPAIR	1	10-2017	37.50
**SUB-TOTAL: CLARK COMMUNICATIONS, INC									219.15
004860	100-681312-000	000000	10/16/17	000000	99213/81003	DOT PHYSICAL DAN SWEARINGEN	1	10-2017	130.00
**SUB-TOTAL: CLEARWATER MEDIAL CLINIC									130.00
005460	232-515313-000	000000	10/16/17	H18261	09151708228	SR. NIGHT, COLLEGE AND FASFA NIGHT SUP	1	10-2017	303.73
005460	251-512311-000	000000	10/16/17	E18297	10021709	REFRESHMENTS	1	10-2017	252.48
**SUB-TOTAL: COSTCO									556.21
006100	100-681318-000	000000	10/16/17	T18285	5590	BUS DRIVERS TRAINING REIMB. DONALDS	1	10-2017	65.00
**SUB-TOTAL: DAN SWEARINGEN									65.00
006700	100-521311-000	000000	10/16/17	000000	9/21/17	MEDICAID MATCH	1	10-2017	5,000.00
**SUB-TOTAL: DEPT OF H&W, DIV OF MGMT SVCS									5,000.00
006860	100-512412-000	000000	10/16/17	E18176	8206404	SHARPIES	1	10-2017	41.21
**SUB-TOTAL: DICK BLICK COMPANY									41.21
008580	290-710411-000	000000	10/16/17	F18207	8859462	FOOD 9/4	1	10-2017	588.92
008580	290-710411-000	000000	10/16/17	F18207	8867100	FOOD 9/11	1	10-2017	457.69
008580	290-710411-000	000000	10/16/17	F18207	8874905	FOOD 9/18	1	10-2017	669.94
008580	290-710411-000	000000	10/16/17	F18207	8882672	FOOD 9/25	1	10-2017	479.00
**SUB-TOTAL: FOOD SERVICES OF AMERICA									2,195.55
008844	100-664312-000	000000	10/16/17	M18010	17-1521	CLEAN AND RESET ICE MACHINES HS	1	10-2017	142.50
008844	100-664311-000	000000	10/16/17	M18010	17-1521	CLEAN AND RESET ICE MACHINES ES	1	10-2017	142.50
008844	100-664312-000	000000	10/16/17	M18197	17-1533	REPLACED TWO LIGHTS AT FIELD HOUSE	1	10-2017	615.00
008844	100-664312-000	000000	10/16/17	M18197	17-1534	REPLACE FUSES AND COAX CONNECTION SC	1	10-2017	291.00
**SUB-TOTAL: GEM ELECTRIC, INC									1,191.00
009040	100-665410-000	000000	10/16/17	M18122	10/9/17	RELOCATE JUMPING PIT	1	10-2017	1,801.64
**SUB-TOTAL: GIESE PAVING & EXCAVATING									1,801.64
009340	100-665310-000	000000	10/16/17	M17521	1831	MONTHLY MAINTENANCE AGREEMENT	1	10-2017	1,338.00
**SUB-TOTAL: GREENLEAF LANDSCAPE									1,338.00
009580	100-663312-000	000000	10/16/17	008550	48518BD-1	HANDICAP TOILET	1	10-2017	126.00
**SUB-TOTAL: HAHN RENTAL CENTER, INC									126.00
009920	100-665310-000	000000	10/16/17	M17523	7-1185	ANNUAL WEED AND GROUND PEST CONTRO	1	10-2017	1,893.26
**SUB-TOTAL: HAYDEN PEST CONTROL, LLC									1,893.26
009940	100-664411-000	000000	10/16/17	M18276	15602859	HVAC FILTERS	1	10-2017	135.98
**SUB-TOTAL: HD SUPPLY FACILITIES									135.98
011720	100-521310-000	000000	10/16/17	000000	20106672	ADMIN FEE (2813.17)	1	10-2017	201.17
**SUB-TOTAL: IDAHO STATE BILLING SVCS, INC.									201.17
011820	100-681425-000	000000	10/16/17	T18275	329569	BELT TENSIONER	1	10-2017	247.14
**SUB-TOTAL: IDAHO TRUCK SALES CO., INC.									247.14
012080	100-682310-000	000000	10/16/17	T18287	350872	GLASS SCREEN PROTECTOR	1	10-2017	34.99
**SUB-TOTAL: INLAND CELLULAR TELEPHONE CO.									34.99
012580	100-616300-000	000000	10/16/17	000000	101	OT SERVICES	1	10-2017	6,481.25
**SUB-TOTAL: JACLYN CHAVEZ									6,481.25
012780	267-632310-000	000000	10/16/17	000000	NW N/A BASKET WEAVERS	PER DIEM 10/5-10/5 TACOMA, W A	1	10-2017	204.00
012780	267-632310-000	000000	10/16/17	000000	NW N/A BASKET WEAVERS	MILEAGE 10/5-10/8 TACOMA WA,	1	10-2017	359.52
**SUB-TOTAL: JENNY WILLIAMS									563.52
013380	100-632310-000	000000	10/16/17	D18111	100917	GRANT WRITER SERVICES	1	10-2017	1,879.84
013380	246-515311-000	000000	10/16/17	000000	100917	SPF GRANT EVALUATOR SVCS	1	10-2017	400.00
**SUB-TOTAL: KAMIAH GRANTS & ASSOCIATES									2,279.84

(VEND RNG: 000000-ZZZZZZ; DATE RNG: 00/00/00-99/99/99; ALL FUNDS; BANK CD: 1)									
VEND #	ACCOUNT	DEPT	DATE	PO #	INVOICE	DESCRIPTION	BC	MO-YR	AMOUNT
013520	290-710411-000	000000	10/16/17	F18248	300209540	KITCHEN SUPPLIES	1	10-2017	554.45
013520	100-512410-000	000000	10/16/17	E18278	300210831	COPY PAPER ES	1	10-2017	1,545.50
	**SUB-TOTAL: KCDA PURCHASING COOPERATIVE								2,099.95
014120	251-512311-000	000000	10/16/17	E18233	AUGUST	ADULT GUESTS	1	10-2017	4.00
014120	100-512321-000	000000	10/16/17	E18233	AUGUST	LUNCH MONITORS	1	10-2017	12.00
014120	251-512311-000	000000	10/16/17	E18233	SEPTEMBER	ADULT GUESTS	1	10-2017	24.00
014120	100-512321-000	000000	10/16/17	E18233	SEPTEMBER	LUNCH MONITORS	1	10-2017	68.00
	**SUB-TOTAL: LAPWAI SCHOOL LUNCH PROGRAM								108.00
014640	100-631310-000	000000	10/16/17	D18279	4936	2 TRUSTEES REGION 2 MTG 9/27	1	10-2017	36.00
	**SUB-TOTAL: LEWISTON SCHOOL DISTRICT NO. 1								36.00
014880	100-621380-000	000000	10/16/17	000000	HOMELESS LIASON MTG	MILEAGE CDA 10/4/17	1	10-2017	134.82
	**SUB-TOTAL: LORI RAVET								134.82
014928	251-512411-000	000000	10/16/17	E18291	115072	CONSCIOUS DISCIPLINE BOOK	1	10-2017	200.10
	**SUB-TOTAL: LOVING GUIDANCE INC.								200.10
015520	290-710412-000	000000	10/16/17	F18206	135333769	MILK 9/4	1	10-2017	115.75
015520	290-710412-000	000000	10/16/17	F18206	135333825	MILK 9/7	1	10-2017	232.96
015520	290-710412-000	000000	10/16/17	F18206	135333863	MILK 9/11	1	10-2017	431.78
015520	290-710412-000	000000	10/16/17	F18206	135333902	MILK 9/14	1	10-2017	317.24
015520	290-710412-000	000000	10/16/17	F18206	135333943	MILK 9/18	1	10-2017	270.73
015520	290-710412-000	000000	10/16/17	F18206	135333977	MILK 9/21	1	10-2017	224.15
015520	290-710412-000	000000	10/16/17	F18206	135334022	MILK 9/25	1	10-2017	351.61
015520	290-710412-000	000000	10/16/17	F18206	135334059	MILK 9/28	1	10-2017	211.21
	**SUB-TOTAL: MEADOW GOLD DAIRIES, INC.								2,155.43
015840	100-664311-000	000000	10/16/17	M18011	S99721	RPAIR DRINKING FOUNTAIN	1	10-2017	308.56
015840	100-664311-000	000000	10/16/17	M18011	S99495	CLEARED DRINKING FOUNTAIN	1	10-2017	100.00
015840	100-664312-000	000000	10/16/17	M18136	S99563	REPAIR HVAC RTU RM161	1	10-2017	2,008.33
015840	100-664311-000	000000	10/16/17	M18011	S99611	BOILER SERVICE REPAIR AND NEW SWITCH	1	10-2017	887.46
015840	100-664311-000	000000	10/16/17	M18289	S99843	CLEAN COOLER CONDENSING COIL	1	10-2017	118.40
	**SUB-TOTAL: MIKE'S MECHANICAL SERVICES,LLC								3,422.75
015890	100-681345-000	000000	10/16/17	000000	SEPTEMBER	IN LIEU OF TRANSPORTATION	1	10-2017	224.70
	**SUB-TOTAL: MIKE MOORE								224.70
016740	284-611410-000	000000	10/16/17	S18144	11338631	BASC-3 QG DGT ADM INTP SM RPT	1	10-2017	239.20
	**SUB-TOTAL: NCP PEARSON, INC.								239.20
017120	100-661330-000	000000	10/16/17	000000	000286-000	SEWER - REYNOLDS	1	10-2017	43.00
017120	100-681319-000	000000	10/16/17	000000	000285-000	SEWER-BUS BARN	1	10-2017	86.00
017120	100-661330-000	000000	10/16/17	000000	000282-000	SEWER-ES	1	10-2017	731.00
017120	100-661330-000	000000	10/16/17	000000	000283-000	SEWER-JONES	1	10-2017	43.00
	**SUB-TOTAL: NEZ PERCE TRIBE -UTILITIES DIV								903.00
017460	290-710411-000	000000	10/16/17	F18205	S10422129	FOOD 9/8	1	10-2017	1,884.56
017460	290-710413-000	000000	10/16/17	F18205	S10422128	COMM. 9/8	1	10-2017	598.32
017460	290-710411-000	000000	10/16/17	F18205	S10423513	FOOD 9/22	1	10-2017	1,250.86
017460	290-710411-000	000000	10/16/17	F18205	S10422127	FOOD 9/8	1	10-2017	2,600.60
017460	290-710413-000	000000	10/16/17	F18205	S10422126	COMM. 9/8	1	10-2017	840.44
017460	290-710411-000	000000	10/16/17	F18205	S10423511	FOOD 9/22	1	10-2017	1,833.39
017460	290-710411-000	000000	10/16/17	F18205	SC034367	CREDIT CORN BREAD S10422129	1	10-2017	44.98CR
	**SUB-TOTAL: NORTHWEST DISTRIBUTION SERVICE								8,963.19
017960	100-681425-000	000000	10/16/17	T18138	30142875	REPLENISH SUPPLIES FOR FIRST AID KITS	1	10-2017	163.50
	**SUB-TOTAL: OXARC, INC.								163.50
018620	100-632410-000	000000	10/16/17	H18241	1005254973	POSTAGE METER INK	1	10-2017	122.38
	**SUB-TOTAL: PITNEY BOWES								122.38
018880	251-512411-000	000000	10/16/17	E18228	2688	9 X 5 DRY ERASE STICKERS	1	10-2017	437.50
	**SUB-TOTAL: PRECISION SIGNS								437.50
019010	100-616300-000	000000	10/16/17	000000	9107916	SPEECH SERVICES	1	10-2017	2,356.50
	**SUB-TOTAL: PROCARE THERAPY, INC								2,356.50
019020	100-521414-000	000000	10/16/17	H18203	2665110	VARIOUS SPEECH FORMS	1	10-2017	501.55
	**SUB-TOTAL: PRO.ED								501.55
019022	100-681425-000	000000	10/16/17	T18274	282959	BUS CAMERA AND CORD	1	10-2017	331.18
	**SUB-TOTAL: PRO-VISION, INC.								331.18
019180	267-632310-000	000000	10/16/17	H18225	9726563	VARIOUS COLORED BOXES OF FOLDERS WIT	1	10-2017	167.96
	**SUB-TOTAL: QUILL CORPORATION								167.96
020080	100-515321-000	000000	10/16/17	000000	5050384889	COPIES HS	1	10-2017	410.06
020080	100-512322-000	000000	10/16/17	000000	5050384889	COPIES ES	1	10-2017	395.73
	**SUB-TOTAL: RICOH USA, INC								805.79
020100	100-632322-000	000000	10/16/17	000000	99434913	MPC5502 RENTAL DO	1	10-2017	229.57
020100	100-632322-000	000000	10/16/17	000000	99434913	MPC5502 B/W COPIES DO	1	10-2017	101.45
020100	100-632322-000	000000	10/16/17	000000	99434913	MPC5502 COLOR COPIES DO	1	10-2017	210.10
020100	100-512321-000	000000	10/16/17	000000	99468097	COPIES HS	1	10-2017	320.15
020100	100-512322-000	000000	10/16/17	000000	99468097	COPIES ES	1	10-2017	308.73
	**SUB-TOTAL: RICOH USA, INC.								1,170.00
020140	100-621380-000	000000	10/16/17	000000	124835/189901	LODGING LORI RAVET 9/14 BOISE FED. DIR. M	1	10-2017	170.00
	**SUB-TOTAL: RIVERSIDE HOTEL								170.00
020420	100-681425-000	000000	10/16/17	T18284	3007879328	DEF FLUID	1	10-2017	53.52
020420	100-681425-000	000000	10/16/17	T18189	3007679981	THERMOSTAT BUS #8	1	10-2017	50.90

*** ACCOUNTS PAYABLE *** LAPWAI SCHOOL DISTRICT #341						10/11/17	PRINT: 10/11/17 2:27:41 PM PAGE 3		
(VEND RNG: 000000-ZZZZZZ; DATE RNG: 00/00/00-99/99/99; ALL FUNDS; BANK CD: 1)									
VEND #	ACCOUNT	DEPT	DATE	PO #	INVOICE	DESCRIPTION	BC	MO-YR	AMOUNT
020420	100-681310-000	000000	10/16/17	T18169	3007724674	BUS BRAKE BUZZER REPAIR	1	10-2017	2,316.07
	**SUB-TOTAL: RUSH INTERNATIONAL TRUCK- LEWI								2,420.49
020435	100-512413-000	000000	10/16/17	E18293	47180	PAW INCENTIVES	1	10-2017	118.90
	**SUB-TOTAL: RW SCHOOL SUPPLY								118.90
020820	100-515410-100	000000	10/16/17	H18281	M6184449	S. SCOTT ALLONS-Y (10)	1	10-2017	87.89
020820	100-515410-100	000000	10/16/17	H18281	M6184449	S. SCOTT BONJOUR (10)	1	10-2017	87.89
	**SUB-TOTAL: SCHOLASTIC MAGAZINES								175.78
021300	100-665410-000	000000	10/16/17	M18130	7839-5	CREDIT -PAINT FOR FB FIELD	1	10-2017	443.40CR
021300	100-665410-000	000000	10/16/17	M18242	7840-3	PAINT FOR FB FIELD (SWITCH)	1	10-2017	343.14
021300	100-665410-000	000000	10/16/17	M18208	7028-4	PUMP PROTECTOR	1	10-2017	29.67
021300	100-665410-000	000000	10/16/17	M18242	8069-8	PAINT FB FIELD (SWITCH)	1	10-2017	329.70
021300	100-665410-000	000000	10/16/17	M18266	8127-4	FIELD LASER	1	10-2017	2,460.00
	**SUB-TOTAL: SHERWIN-WILLIAMS CO.								2,719.11
021540	251-512311-000	000000	10/16/17	E18247	SEPTEMBER 22, 2017	ES PROFESSIONAL DEV.	1	10-2017	1,969.72
	**SUB-TOTAL: SJS EDUCATIONAL CONSULTING								1,969.72
021580	100-616300-000	000000	10/16/17	000000	983385	BEHAVIOR INTERVENTION 2 BALANCE	1	10-2017	230.00
021580	100-616300-000	000000	10/16/17	000000	989775	BEHAVIOR INTERVENTION 2	1	10-2017	500.00
021580	100-616300-000	000000	10/16/17	000000	989773	BEHAVIOR INTERVENTION 2	1	10-2017	440.00
021580	100-616300-000	000000	10/16/17	000000	989774	BEHAVIOR INTERVENTION 2	1	10-2017	1,140.00
021580	100-616300-000	000000	10/16/17	000000	989776	BEHAVIOR INTERVENTION 2	1	10-2017	100.00
021580	100-616300-000	000000	10/16/17	000000	999001	BEHAVIOR INTERVENTION 2	1	10-2017	1,280.00
021580	100-616300-000	000000	10/16/17	000000	998999	BEHAVIOR INTERVENTION 2	1	10-2017	640.00
021580	100-616300-000	000000	10/16/17	000000	999000	BEHAVIOR INTERVENTION 2	1	10-2017	630.00
	**SUB-TOTAL: SL START & ASSOCIATES, LLC								4,960.00
022140	100-512410-100	000000	10/16/17	E18190	1891394561	J. CLARK INK	1	10-2017	73.98
022140	100-512410-000	000000	10/16/17	E18234	1896756561	ES CLASSROOM INK	1	10-2017	612.99
022140	100-512410-000	000000	10/16/17	E18234	1896912661	ES CLASSROOM INK	1	10-2017	212.95
022140	100-512415-000	000000	10/16/17	E18240	1898652001	EDUCATIONAL INSIGHTS	1	10-2017	17.29
022140	243-515413-000	000000	10/16/17	H18262	1901524861	BUSINESS LAB INK	1	10-2017	817.59
022140	232-515413-000	000000	10/16/17	H18264	1901524861	HS COUNSELOR INK	1	10-2017	83.87
022140	100-632410-000	000000	10/16/17	D18270	1903711841	OFFICE SUPPLIES	1	10-2017	31.81
022140	278-515410-000	000000	10/16/17	H18286	98274	OFFICE SUPPLIES GEAR UP	1	10-2017	720.18
022140	100-512415-000	000000	10/16/17	E18240	1899586101	ART SUPPLIES	1	10-2017	89.77
	**SUB-TOTAL: STAPLES CREDIT PLAN - DO								2,660.43
022520	100-664311-000	000000	10/16/17	M18055	31875	WATER ANALYSIS AND TREATMENT	1	10-2017	135.00
	**SUB-TOTAL: SUBWAY								135.00
022840	290-710411-000	000000	10/16/17	F18204	121176840	FOOD 9/4	1	10-2017	919.76
022840	290-710410-000	000000	10/16/17	F18204	121176840	NON FOOD 9/4	1	10-2017	94.19
022840	290-710411-000	000000	10/16/17	F18204	121181362	FOOD 9/11	1	10-2017	729.71
022840	290-710410-000	000000	10/16/17	F18204	121181362	NON FOOD 9/11	1	10-2017	131.99
022840	290-710411-000	000000	10/16/17	F18204	121185747	FOOD 9/18	1	10-2017	970.38
022840	290-710410-000	000000	10/16/17	F18204	121185747	NON FOOD 9/18	1	10-2017	69.31
022840	290-710411-000	000000	10/16/17	F18204	121190108	FOOD 9/25	1	10-2017	839.66
022840	290-710410-000	000000	10/16/17	F18204	121190108	NON FOOD 9/25	1	10-2017	105.96
022840	290-710410-000	000000	10/16/17	F18204	121192953	FOOD 9/28	1	10-2017	420.48
	**SUB-TOTAL: SYSCO FOOD SERVICE, INC.								4,281.44
024020	100-632390-000	000000	10/16/17	D18209	441425	TRUSTEE VACANCY AD	1	10-2017	169.40
	**SUB-TOTAL: TRIBUNE PUBLISHING COMPANY								169.40
024540	290-710411-000	000000	10/16/17	F18194	C20144417	KITCHEN SUPPLIES	1	10-2017	119.88
	**SUB-TOTAL: URM STORES, INC.								119.88
024660	100-681426-000	000000	10/16/17	D18195	031290015	WATER FOR BUS STUDENTS-LENORE	1	10-2017	5.98
024660	290-710411-000	000000	10/16/17	F18193	031289930	KITCHEN SUPPLIES	1	10-2017	11.53
024660	243-515413-000	000000	10/16/17	H18214	031294487	ECON PROJECT SUPPLIES	1	10-2017	30.18
024660	243-515413-000	000000	10/16/17	H18226	031305644	STUDENT INCENTIVE DINNER SUPPLIES	1	10-2017	30.97
024660	100-631410-000	000000	10/16/17	D18268	041147505	SCHOOL BOARD MTG DINNER	1	10-2017	22.84
	**SUB-TOTAL: VALLEY FOODS								101.50
024680	100-663410-000	000000	10/16/17	000000	SEPTEMBER	FUEL NISSAN PU 11.970 GALS	1	10-2017	31.64
024680	100-663410-000	000000	10/16/17	000000	SEPTEMBER	FUEL CHEVY PU 17.347 GALS	1	10-2017	45.85
024680	100-663410-000	000000	10/16/17	000000	SEPTEMBER	FUEL SUBARU 13.450 GALS	1	10-2017	35.55
024680	100-681420-000	000000	10/16/17	000000	SEPTEMBER	DIESEL FUEL BUSES 806.250 GALS	1	10-2017	2,130.36
	**SUB-TOTAL: VALLEY GAS								2,243.40
025180	100-661410-000	000000	10/16/17	M18157	340992	CLEANING SYSTEM BASE ROLLER	1	10-2017	128.25
	**SUB-TOTAL: WALTER E. NELSON								128.25
025660	100-664311-000	000000	10/16/17	M18230	43566	AUTO DOOR BOTTOMS	1	10-2017	180.00
	**SUB-TOTAL: WINDOWS, DOORS & MORE...STORE								180.00
	***GRAND TOTAL - VENDOR COUNT: 60								85,425.67

(Rprt: 05 - ASB; Dates: 00/00/00-09/30/17; PRINT: 10/11/17 2:24:46 PM)

ACCT #	ACCT NAME	BEG BALANCE	MTD ACTIVITY	YTD BALANCE
ASSOCIATED STUDENT BODY FUND				
750-111100-000	CASH IN BANK-- ASB	7,173.78	3,092.44	10,266.22
750-111110-000	PETTY CASH	1,500.00	0.00	1,500.00
750-112100-000	LGIP - ASB FUND #3120	18,074.44	17.36	18,091.80
	TOTAL STUDENT BODY ASSETS	26,748.22	3,109.80	29,858.02
STUDENT BODY FUNDS				
750-213000-000	ACCOUNTS PAYABLE	0.00	0.00	0.00
750-218350-000	SALES TAX PAYABLE	274.83CR	333.37CR	608.20CR
750-223100-000	HIGH SCHOOL STUDENT BODY	1,339.55CR	77.14CR	1,416.69CR
750-223107-000	MIDDLE SCHOOL STUDENT BODY	1,185.92CR	38.08	1,147.84CR
750-223110-000	AT RISK FUND	705.58CR	0.00	705.58CR
750-223120-000	JUNE BOYER MEMORIAL FUND	0.00	0.00	0.00
750-223125-000	CONCESSIONS	1,709.46CR	148.41CR	1,857.87CR
	TOTAL GENERAL STUDENT BODY FUNDS	5,215.34CR	520.84CR	5,736.18CR
ATHLETIC FUNDS				
750-223200-000	GENERAL ATHLETIC FUND	828.02	288.94CR	539.08
750-223201-000	FOOTBALL	549.94	712.44CR	162.50CR
750-223202-000	FOOTBALL FUNDRAISERS	605.10CR	2,504.09CR	3,109.19CR
750-223210-000	VOLLEYBALL	219.96CR	559.52CR	779.48CR
750-223211-000	VOLLEYBALL FUNDRAISERS	0.00	201.56	201.56
750-223220-000	GIRLS BASKETBALL	0.00	0.00	0.00
750-223221-000	GIRLS BASKETBALL FUNDRAISERS	0.00	0.00	0.00
750-223230-000	BOYS BASKETBALL	0.00	180.00	180.00
750-223231-000	BOYS BASKETBALL FUNDRAISERS	478.54CR	0.00	478.54CR
750-223240-000	TRACK	4,870.14CR	455.25	4,414.89CR
750-223250-000	CHEER	1,118.80CR	842.63	276.17CR
750-223260-000	SOFTBALL	52.50CR	10.50CR	63.00CR
750-223261-000	SOFTBALL FUNDRAISERS	0.00	0.00	0.00
750-223270-000	BASEBALL	52.50CR	10.50CR	63.00CR
750-223271-000	BASEBALL FUNDRAISERS	372.73	552.63CR	179.90CR
	TOTAL ATHLETICS	5,646.85CR	2,959.18CR	8,606.03CR
CLASSES				
750-223400-000	STUDENT COUNCIL	1,207.37CR	147.36CR	1,354.73CR
750-223401-000	SENIOR CLASS	0.00	141.55CR	141.55CR
750-223402-000	JUNIOR CLASS	0.00	0.00	0.00
750-223403-000	SOPHOMORE CLASS	0.00	0.00	0.00
750-223404-000	FRESHMAN CLASS	0.00	0.00	0.00
	TOTAL CLASSES	1,207.37CR	288.91CR	1,496.28CR
CLUBS				
750-223521-000	YEARBOOK	50.76CR	150.00CR	200.76CR
750-223523-000	DRAMA	3,909.68CR	0.00	3,909.68CR
750-223530-000	LIBRARY	742.26CR	0.00	742.26CR
750-223532-000	INDIAN CLUB	1,191.36CR	142.96CR	1,334.32CR
750-223533-000	BOOSTER CLUB	592.19CR	0.00	592.19CR
750-223534-000	HONOR SOCIETY	296.10CR	0.00	296.10CR
750-223536-000	PBIS PAWS STORE	17.64CR	90.26CR	107.90CR
750-223538-000	CLASS OF 2017 PARENTS FUNDRAISERS	0.00	0.00	0.00
750-223539-000	CLASS OF 2018 PARENTS FUNDRAISERS	0.00	0.00	0.00
750-223540-000	FRENCH CLUB	2,875.83CR	0.00	2,875.83CR
750-223541-000	PEP CLUB	390.37CR	0.00	390.37CR
750-223547-000	FFA	1,638.93CR	0.00	1,638.93CR
750-223548-000	FAIR PIGS	0.00	0.00	0.00
750-223549-000	AISES CONFERENCE	731.54CR	206.92	524.62CR
750-223553-000	BAND-MUSIC	24.41CR	0.00	24.41CR
750-223555-000	NEZ PERCE LANGUAGE	165.92CR	0.00	165.92CR
750-223556-000	BPA	105.89CR	835.43	729.54
750-223560-000	SEL EDUCATION PROJECTS	1,089.57CR	0.00	1,089.57CR
750-223561-000	CAP AND GOWN	6.89CR	0.00	6.89CR
750-223562-000	MAPP	56.92CR	0.00	56.92CR
750-223564-000	INCENTIVE	150.68CR	0.00	150.68CR
750-223565-000	DRUG FREE SCHOOLS	45.50CR	0.00	45.50CR
750-223566-000	SOS - SOURCES OF STRENGTH CLUB	596.22CR	0.00	596.22CR
750-223567-000	BOOSTER PTO FUNDRAISERS	0.00	0.00	0.00
	TOTAL CLUBS	14,678.66CR	659.13	14,019.53CR
	TOTAL PAYABLES AND STUDENT FUNDS	26,748.22CR	3,109.80CR	29,858.02CR

REFR#	DESCRIPTION	AMOUNT	DATE
092917	SAVINGS INTEREST	0.06CR	09/29/17
170902		68.00CR	09/15/17
180034	NSLP	31,213.37CR	09/01/17
180035	BOND LEVY EQUALIZATION	49,878.65CR	09/01/17
180036	DRIVER'S ED	682.56CR	09/01/17
180037	6/21 FIELD TRIP REIMBURSEMENT	145.86CR	09/06/17
180038	ID HERITAGE TRUST GRANT	3,500.00CR	09/06/17
180039	IMPACT AID 2016-5 CONSTRUCTION	2,827.00CR	09/07/17
180040	CTE FINAL FY2017 PAYMENT	6,562.80CR	09/01/17
180041	NEZ PERCE	2,652.66CR	09/12/17
180042	SCHOOL FACILITIES MAINTENANCE MATCH	44,605.00CR	09/12/17
180043	IMPACT AID 2017-3	150,091.14CR	09/12/17
180044	ASB SALARIES	303.20CR	09/13/17
180045	LGIP	300,000.00CR	09/14/17
180046	JOHNSON OMALLEY ALLOCATION	15,898.37CR	09/14/17
180047	PART B MINI GRANT	10,000.00CR	09/25/17
180048	MEDICAID	2,813.17CR	09/22/17
180049	VII-A	20,014.60CR	09/27/17
180050	MEDICAID	1,267.74CR	09/28/17
*** TOTAL		642,524.18CR	

REFR#	VENDOR	AMOUNT	DATE	DESCRIPTION
023333	STATE DEPT. OF EDUCATION	100.00	09/01/17	ALTERNATIVE AUTHORIZATION FEE
023334	RAFFERDY HEWETT	350.00	09/05/17	PAYROLL ADVANCE 1
023335	STATE DEPT. OF EDUCATION	64.00	09/06/17	FINGERPRINT/BACKGROUND FEE
023336	LINDSEY HOLT	100.00	09/08/17	REFUND OF A HOLT DRIVERS ED FEE
023357*	STATE DEPT. OF EDUCATION	32.00	09/14/17	FINGERPRINT/BACKGROUND FEE
023359*	BLUE CROSS OF IDAHO	0.00	09/15/17	HEALTH INSURANCE - 092017
023360	STANDARD INSURANCE COMPANY	841.60	09/15/17	STANDARD INSURANCE - 092017
023361	BLUE CROSS OF IDAHO	27,263.00	09/15/17	HEALTH INSURANCE
023362	DENEAL MCKNIGHT	750.00	09/15/17	ADVANCE
023363	ADKINSON CORPORATION	500.00	09/18/17	PATCH HOLES N WALLS AND EXT. CEILING REPAIR
023364	AMAZON	5,061.00	09/18/17	JOURNEY ACROSS TIME STUDENT TEXT
023365	ANGEL SOBOTTA	100.00	09/18/17	REIMB. FOR DANCE MENTORS GIFTS
023366	AVISTA UTILITIES	6,613.95	09/18/17	ELECTRIC-TRACK PUMP
023367	BITTERROOT BOLT & CHAIN CO.	31.44	09/18/17	NUTS, BOLTS, CHASER AND TOOL SET FOR BUS
023368	BLUE RIBBON LINEN SUPPLY, INC.	22.20	09/18/17	TECH COVERALLS
023369	BSN SPORTS	2,381.00	09/18/17	MS FOOTBALL JERSEYS
023370	CALLOWAY HOUSE INC.	64.43	09/18/17	D. JONES CLASSROOM SUPPLIES
023371	CATALYST MEDICAL GROUP, PLLC	130.00	09/18/17	DOT PHYSICAL JAMES M. MAHURON
023372	CENGAGE LEARNING	7,177.50	09/18/17	NATIONAL GEOGRAPHIC R4R GR. 1
023373	CENTURYLINK	1,314.13	09/18/17	FAX LINE DO
023374	CITY OF LAPWAI	4,658.10	09/18/17	W/S-ART & PE BLDG
023375	CLARK COMMUNICATIONS, INC	412.50	09/18/17	SERVICE AND REPORGRAM RADIO
023376	CLEARWATER SPRINKLERS, INC.	2,545.14	09/18/17	REPAIR MAIN LINE
023377	COLEMAN OIL CO.	102.87	09/18/17	FUEL ECLIPSE BUS TRIP MADRAS, OR
023378	CONNIE DESJARLAIS	216.50	09/18/17	PER DIEM WASH. DC 9/23-9/17
023379	COSTCO	713.90	09/18/17	PD REFRESHMENTS
023380	D'LISA PENNEY PINKHAM	90.00	09/18/17	PER DIEM 10/12-1/13 BOISE
023381	DAVID AIKEN	216.50	09/18/17	PER DIEM WASH. DC 9/23-9/27
023382	DAVID KRONEMANN	234.86	09/18/17	ATHLETIC MILEAGE REIMB.
023383	DEPT OF H&W, DIV OF MGMT SVCS	5,000.00	09/18/17	MEDICAID MATCH
023384	DICK BLICK COMPANY	1,557.99	09/18/17	CHILDS EASELS
023385	DONALDS RESTAURANT	0.00	09/18/17	** VOID **
023386	ERB ACE HARDWARE CO.	126.82	09/18/17	CAULKING SUPPLIES, AND SCREWDRIVER SET
023387	FOOD SERVICES OF AMERICA	937.70	09/18/17	FOOD 8/29
023388	GATEWAY MATERIALS, INC.	64.40	09/18/17	FENDER WASHERS/WELDED TO REBAR
023389	GEM ELECTRIC, INC	399.00	09/18/17	ADD OUTLET AT FIELD HOUSE
023390	GEORGE'S LOCK & KEY SERVICE	525.92	09/18/17	REPAIR BACKDOOR CYLINDER
023391	GOVCONNECTION, INC.	22,216.60	09/18/17	CHROME OS PL (60)
023392	GREENLEAF LANDSCAPE	1,338.00	09/18/17	MONTHLY MAINTENANCE AGREEMENT
023393	HAHN RENTAL CENTER, INC	126.00	09/18/17	HANDICAP RESTROOM
023394	HARLOW'S BUS SALES, INC.	25.53	09/18/17	LIGHT, RED DECALS FOR BUS
023395	HAYDEN PEST CONTROL, LLC	379.60	09/18/17	SPOT SPRAY WEEDS
023396	HIGHLAND JOINT SCHOOL DISTRICT	4,772.86	09/18/17	BUSINESS SVCS-BUSINES MANAGER
023397	HOME DEPOT CREDIT SERVICES	246.00	09/18/17	RYOBI BATTERIES
023398	IRIS CHIMBURAS	304.00	09/18/17	BAGGAGE FEES ROUND TRIP CHICAGO
023399	JACK BELL	316.50	09/18/17	PER DIEM 9/23-9/27 WASH. DC
023400	JACLYN CHAVEZ	1,572.50	09/18/17	OT SERVICES
023401	JOE HALL FORD LINCOLN	2,210.98	09/18/17	REPLACE FENDER, ANTENNA, BEZEL, CABLE
023402	KAMIAH GRANTS & ASSOCIATES	2,279.84	09/18/17	SPF GRANT EVALUATOR
023403	KENWORTH SALES CO	60.00	09/18/17	CHECK FRONT END ALIGNMENT BUS #7
023404	LAKESHORE LEARNING MATERIALS	344.66	09/18/17	MULTI PURPOSE HEADPHONES
023405	LORI RAVET	90.00	09/18/17	PER DIEM 9/14-9/15 BOISE
023406	LUPER AUTOMOTIVE INC	572.31	09/18/17	REPAIR ALTERNATOR, INSPECT STATOR BURNT
023407	MEADOW GOLD DAIRIES, INC.	849.26	09/18/17	MILK 8/10
023408	MIKE'S MECHANICAL SERVICES,LLC	4,406.08	09/18/17	REPAIR 2 LEAKS AND VACUUM BREAKER KIT
023409	MIKE MOORE	38.52	09/18/17	IN LIEU OF TRANSPORTATION
023410	NATIONAL SOCIETY OF HIGH SCHOOL SCHOLAR	80.00	09/18/17	MEMBERSHIP NATIONAL SOCIETY HS SCHOLARS
023411	NCS PEARSON, INC.	2,404.20	09/18/17	Q-NEPSY, WISC, WIAT WPPSI STARTER KITS
023412	NEZ PERCE TRIBE	211.00	09/18/17	INTERNET AND IP ADDRESS
023413	NEZ PERCE TRIBE -UTILITIES DIV	1,806.00	09/18/17	SEWER-JONES PREVIOUS/CURRENT
023414	NORTHWEST DISTRIBUTION SERVICE	3,551.58	09/18/17	FOOD 8/25
023415	OXARC, INC.	660.70	09/18/17	ANNUAL FIRE EXT. AND CERTIFY
023416	PAETEC	165.38	09/18/17	PHONE CALLS DO
023417	PARAMOUNT PEST CONTROL, INC	75.60	09/18/17	PEST CONTROL HS
023418	PITNEY BOWES	203.61	09/18/17	QUARTERLY RENTAL
023419	PROCARE THERAPY, INC	2,356.50	09/18/17	SPEECH SERVICES8/28-9/1
023420	REACH EDUCATION CONSULTING	3,321.80	09/18/17	ES TEACHER TRAINING INSERVICE 8/23-8/24
023421	RICOH USA, INC.	902.88	09/18/17	MPC5502 COLOR COPIES
023422	RUSH INTERNATIONAL TRUCK- LEWI	213.03	09/18/17	BATTERY FOR PRESSURE WASHER
023423	SILVERBACK LEARNING SOLUTIONS	391.31	09/18/17	TEACHER VITAE TRAINING 8/15
023424	SJS EDUCATIONAL CONSULTING	3,464.40	09/18/17	ES PROFESSIONAL DEV. 8/23-8/24
023425	SL START & ASSOCIATES, LLC	5,860.00	09/18/17	BEHAVIOR INTERVENTION 2
023426	STAPLES CREDIT PLAN - DO	1,073.16	09/18/17	ATTENDANCE INCNTIVES POSTERS
023427	STATE DEPT. OF EDUCATION	32.00	09/18/17	FINGERPRINT/BACKGROUND FEE
023428	STATE DEPT. OF EDUCATION	90.00	09/18/17	9-REGISTRATION FEE FOR BUS DRIVER TRAINING
023429	SWATCO	2,080.20	09/18/17	WATER ANALYSIS AND TREATMENT
023430	SYSCO FOOD SERVICE, INC.	970.85	09/18/17	NON FOOD 8/28
023431	TW TREE SERVICE INCORPORATED	2,450.00	09/18/17	TRIM 19 TREES AND REMOVE 1
023432	UNIVERSITY OF OREGON	920.00	09/18/17	JR. SR. HIGH BUNDLE DISCOUNT
023433	VALLEY FOODS	27.13	09/18/17	SCHOOL BOARD DINNER
023434	VALLEY GAS	521.74	09/18/17	DIESEL FUEL BUSES 169.783
023435	VALNet CAPITAL	48.00	09/18/17	LIBRARY CARDS
023436	VICKIE COATS	215.26	09/18/17	PER DIEM 9/13-9/14 BOISE
023437	WAGEWORKS	175.00	09/18/17	FSA MONTHLY ADMIN FEE
023438	WALMART COMMUNITY	20.59	09/18/17	MATH SUPPLIES
023439	WALTER E. NELSON	49.49	09/18/17	CLEANING SYSTEM SUPER HIL-AIRE
023440	WELLS FARGO BANK	4,514.06	09/18/17	(3) PARAPRO ASSESSMENTS
023441	WSU CONFERENCE MANAGEMENT	250.00	09/18/17	REG. CANDACE HOISINGTON 10/29-10/31
023442	DONALDS RESTAURANT	0.00	09/19/17	** VOID **
023443	DONALDS RESTAURANT	177.45	09/19/17	ELEM. LEADHERSHIP TEAM LUCH
023444	SL START & ASSOCIATES, LLC	743.75	09/19/17	BEHAVIOR INTERVEN. REPRINT CHECK 23206
023445	KELLY HILLMAN	1,000.00	09/29/17	ADVANCE
170905*	AFLAC	2,281.98	09/14/17	311 Deduct Transfer - 092017
170906	INTERNAL REVENUE SERVICE	82,156.81	09/15/17	MEDICARE - ER - 092017

REFR#	VENDOR	AMOUNT	DATE	DESCRIPTION
170907	PUBLIC EMPLOYEE RETIREMENT SYS	70,658.11	09/15/17	UUSL - ER - 092017
	*** TOTAL	308,971.26		



# PUBLIC EASEMENT

THIS Easement is entered into between the GRANTOR LAPWAI SCHOOL DISTRICT NUMBER 341, an Idaho school district, by and through its Board of Trustees and GRANTEE CITY OF LAPWAI, a political subdivision of the State of Idaho, by and through the Lapwai Mayor and City Council.

**WHEREAS,** the LAPWAI SCHOOL DISTRICT desires to grant an easement to the CITY OF LAPWAI, upon certain property for public use by the CITY OF LAPWAI, including but not limited to use as a sidewalk on real property owned by the LAPWAI SCHOOL DISTRICT in a certain right of way and adjoining a public street or highway.

**WHEREAS,** the CITY OF LAPWAI desires to utilize said property for use by the public, including but not limited to use as a sidewalk and utilities on real property owned by the LAPWAI SCHOOL DISTRICT in a certain right of way and adjoining a public street or highway.

**THEREFORE,** the LAPWAI SCHOOL DISTRICT, acting by and through the BOARD OF TRUSTEES for and in consideration of one dollar (\$1.00) and other good and valuable consideration, does hereby forever grant and assign to the CITY OF LAPWAI and to the public, the right to enter, access, occupy, go upon, and use the parcel of land situated in the County of Nez Perce, Idaho and more particularly described as follows:

A parcel of land situate in the Southwest  $\frac{1}{4}$  of Section 2, Township 35 North, Range 4 West, Boise Meridian, Nez Perce County, State of Idaho, containing .60 acres more or less, and more particularly described as follows:

Commencing at a found 5/8" diameter rebar located at the intersection of centerlines of South Main Street and Willow Avenue, said point marking the Northeast corner of Government Lot 27 and being the **POINT OF BEGINNING**; thence North 89°51'07" East distance of 35.00 feet to a point; thence South 00°14'59" East a distance of 445.23 feet, to point of curvature; thence 336.92 feet along 215 foot radius to the left, with a chord bearing of South 45°08'33" East and a chord length of 303.49 feet, to a point; thence South 89°51'07" West a distance of 127.15 feet, to a point; thence 258.37 feet along 250 foot radius curve to the right with a chord bearing of North 29°51'25" West and a chord length of 247.03 feet; thence North 00°14'59" West a distance of 445.23 feet to a found 5/8" diameter rebar located at the intersection of centerlines of South Main Street and Willow Avenue, said point marking the Northeast corner of Government Lot 27 and being the **POINT OF BEGINNING**.

Subject to any easements of record.

FOR THE PURPOSE OF CONSTRUCTING, MAINTAINING AND USING A PUBLIC SIDEWALK,

**AND FURTHER FOR THE PURPOSE** of constructing, operating, maintaining, repairing or replacing public utilities owned and operated by the CITY OF LAPWAI, or operating maintaining, repairing or replacing public utilities pursuant to a franchise agreement with the CITY OF LAPWAI.

The CITY OF LAPWAI shall have the right to access said property, construct, repair, maintain and remove public works upon said property, and use said property for all public purposes, including installation, maintenance and repair of utilities, sidewalks, roads and public services.

The LAPWAI SCHOOL DISTRICT reserves to itself and its successors and assigns, the right to access, use and maintain said property for any and all purposes not inconsistent with the public easement hereby granted. All rights reserved shall be exercised and interpreted in a manner that does not interfere with or impair the intent, purpose and facilities anticipated by this public easement. The LAPWAI SCHOOL DISTRICT along with its heirs and assigns, agree that they will build no new encroachment that unreasonably interferes with the sidewalk and utilities constructed or maintained by the CITY OF LAPWAI.

**TOGETHER**, with all rights of ingress and egress to and from said property for said purposes

**IT BEING EXPRESSLY INTENDED AND STATED** that the burdens and restrictions stated herein shall RUN WITH THE LAND and shall forever bind the LAPWAI SCHOOL DISTRICT, and its successors and assigns.

LAPWAI SCHOOL DISTRICT #341:

---

Sonya Samuels-Allen, Chairman

ATTEST:

---

Nathan Weeks, Clerk of the Board

STATE OF IDAHO                    )  
  ) ss.  
County of Nez Perce                )

On this \_\_\_\_\_ day of \_\_\_\_\_ 2017, before me, a Notary Public, personally appeared SONYA SAMUELS-ALLEN, known or identified to me, and stated she signed the foregoing document in her capacity as Chairman of the Board of Trustees, and further stated that she was the authorized signatory for Lapwai School District Number 341, the Board of Trustees for said School District, and that she has actual authority from said Board of Trustees, to sign such foregoing document.

SUBSCRIBED AND SWORN to before me this \_\_\_\_\_ day of \_\_\_\_\_, 2017.

\_\_\_\_\_  
NOTARY PUBLIC

Residing at: \_\_\_\_\_

My Commission Expires: \_\_\_\_\_

## **LEASE for CITY PARK and SKATE PARK PROPERTIES**

**between THE CITY OF LAPWAI and the LAPWAI SCHOOL DISTRICT NO. 341**

**WHEREAS** THE CITY OF LAPWAI (“CITY”), a political subdivision and municipal corporation of the State of Idaho is authorized to lease real property for City purposes, pursuant to Idaho Code § 50-301.

**WHEREAS**, LAPWAI SCHOOL DISTRICT NO. 341 (“SCHOOL”), has in the past and desires to lease and/or continue to lease to CITY, certain property for public and recreational use by CITY.

**WHEREAS**, CITY desires to use, and/or continue to utilize said property for public and recreational use.

**THEREFORE**, the LAPWAI SCHOOL DISTRICT, acting by and through its BOARD OF TRUSTEES, for and in consideration of one dollar (\$1.00) and other good and valuable consideration, and the CITY OF LAPWAI (“PARTIES”) hereby mutually undertake, promise and agree each for itself and its successors and assigns as follows:

1. **PROPERTY.** The following two (2) real estate parcels are the subject of this Lease and are hereinafter collectively referred to as “PROPERTY”.

A. CITY PARK PARCEL. SCHOOL hereby leases to CITY and CITY hereby leases from SCHOOL certain real property commonly known as Lapwai City Park, Nez Perce County Tax Assessor’s Parcel Number 405, and more specifically described as follows:

The following described real property located in Nez Perce County, State of Idaho, to wit:

A part of lot 28 and the Northeast Quarter of the Southeast Quarter of the Southwest Quarter, Section 2, Township 35 North, Range 4 West, of the Boise Meridian, described as follows:

Beginning at the Northwest corner of said Lot 28, thence S.89°53’42”E. along the South line of Willow Street 340.0 feet; thence South 250.0 feet; thence N.89°53’42”W. 340.0 feet; thence North 250.0 feet to the Point of Beginning. Containing 1.95 acres.

Subject to any easements, written or unwritten, recorded or unrecorded.

This real property is further depicted on Nez Perce County GIS map showing the Lapwai City Park, Assessor Lot Number 405, attached hereto and incorporated by reference as Exhibit A.

B. SKATE PARK PARCEL. SCHOOL hereby leases to CITY and CITY hereby leases from SCHOOL certain real property commonly known as the Skate Park Property, and more specifically described as follows:

A parcel of land situate in the Southwest ¼ of Section 2, Township 35 North, Range 4 West, Boise Meridian, Nez Perce County, State of Idaho, more particularly described as follows:

Commencing at a found 5/8" diameter rebar located at the intersection of centerlines of South Main Street and Willow Avenue, said point marking the Northeast corner of Government Lot 27; thence South 00°14'59" East a distance of 659.79 feet to a found 5/8" diameter rebar marking the Southwest corner of that parcel described in Warranty Deed 494685; thence North 89°51'07" East, along the south boundary of that parcel described in Warranty Deed 494685, a distance of 148.82 feet to the **TRUE POINT OF BEGINNING**; thence North 89°51'07" East, along the south boundary of that parcel described in Warranty Deed 494685, a distance of 147.41 feet to the Southeast corner of the herein described lease parcel; thence North 00°14'58" West a distance of 67.07 feet to the Northeast corner of the herein described lease parcel; thence South 89°57'50" West a distance of 226.00 feet to the Northwest corner of the herein described lease parcel; thence 59.94 feet along 210 foot radius to the left, with a chord bearing of South 46°02'17" East and a chord length of 59.34 feet, to a point; thence South 54°09'37" East a distance of 44.61 feet to the Southwest corner of the herein described parcel and the **TRUE POINT OF BEGINNING**.

Said parcel contains .29 acres, more or less.

Subject to any easements of record, written or unwritten, recorded or unrecorded.

This real property is further depicted on Nez Perce County GIS map attached hereto and incorporated by reference as Exhibit B.

2. **TERM and TERMINATION.** The LEASE TERM shall commence on the date signed by both the CITY and the SCHOOL, and shall continue for fifty (50) years from that date. CITY may terminate this Lease upon 90 day's written notice to SCHOOL. Given the CITY's anticipated investment in the property, this Lease is not terminable at will by SCHOOL prior to the expiration of the LEASE TERM.
3. **PREVIOUS IMPROVEMENTS.** CITY hereby accepts the PROPERTY from SCHOOL, in its present "as is" condition. CITY has invested in certain park equipment, skate park development, drainage, infrastructure and maintenance in PROPERTY and CITY shall be responsible to pay for and maintain any alterations, additions or improvements, which may be removed by CITY prior to the expiration of this LEASE. Any property not removed at the expiration of this LEASE shall become the property of the SCHOOL.
4. **PAYMENT OF UTILITIES AND MAINTENANCE.** CITY hereby agrees to pay for utilities, maintenance, grounds and upkeep of the real property and improvements to the real property.

5. **WASTE.** CITY shall neither commit nor permit waste upon the PROPERTY, and agrees not to use, store or deposit in, on or about the PROPERTY any substance that is hazardous or dangerous to persons, property or the environment per applicable state or federal law or regulation, in amounts exceeding legally permissible levels.
6. **MANAGEMENT AND CONTROL.** The PROPERTY shall be subject to the exclusive control and management of the CITY. CITY shall have the right to establish, modify, amend and enforce policies, procedures, ordinances and regulations in its discretion, for the maintenance and use of the PROPERTY. CITY shall have the exclusive right to modify, repair and improve the PROPERTY, to construct improvements of whatever public nature, including bathrooms, skate parks, drainage, park, exercise and other public infrastructure and improvements.
7. **INDEMNIFICATION.** CITY and SCHOOL shall each insure against their own liabilities associated with the ownership interests and use of the property. CITY and SCHOOL shall each indemnify and hold harmless the other, for their own actions.
8. **QUIET ENJOYMENT.** SCHOOL covenants and agrees that CITY shall peaceably and quietly hold and enjoy the PROPERTY for CITY's purposes for the term of this lease, without hindrance or interruption. SCHOOL shall not interfere with ingress or egress, and shall not reduce the useable area of the PROPERTY and shall not disrupt CITY'S use of the PROPERTY.
9. **ASSIGNMENT.** Neither the CITY nor the SCHOOL shall assign rights or obligations under this lease, or sublet the lease or the PROPERTY without the prior written approval of the other party.
10. **FORCE MAJEURE.** Neither CITY nor SCHOOL shall be required to perform any term, condition or covenant of this LEASE if that performance is delayed or prevented by Acts of God, civil riots, plagues, pandemics, terrorism, organized labor disputes, natural disasters, or government actions or restrictions, or similar events.
11. **APPLICABLE LAW.** This LEASE shall be governed by and interpreted in accordance with the laws of the State of Idaho, with venue for any action brought pursuant to this LEASE to be in the Second Judicial District, Nez Perce County, State of Idaho. If any provision is determined to be invalid or unenforceable, the remainder of the LEASE to the extent practicable, shall not be affected thereby.
12. **NOTICES.** All notices required to be given pursuant to this LEASE shall be in writing and shall be deemed delivered immediately if hand-delivered or forty-eight (48) hours after depositing the same in U.S. mail, certified or registered, postage prepaid, addressed to the respective addresses set forth below:

CITY: Mayor and City Council  
315 S Main Street/ P.O. Box 336  
Lapwai, Id 83540

SCHOOL: Superintendent and Board of Trustees  
Lapwai School District  
404 S Main Street  
Lapwai, ID 83540

13. **MERGER AND INTEGRATION.** This writing embodies the whole agreement of the Parties. There are no promises, terms, conditions, or obligations other than those contained in this LEASE. All previous and contemporaneous communications, representations, or agreements, either verbal or written, between the Parties are superseded by this LEASE.
14. **SURVIVAL.** All covenants, conditions, indemnifications, and other elements in this LEASE that might involve performance subsequent to any termination or expiration of this LEASE or that cannot be reasonably ascertained or fully performed until after termination or expiration of this LEASE shall survive.
15. **MODIFICATIONS.** This LEASE may be modified or amended only by a writing duly executed by both Parties.
16. **PERFORMANCE/WAIVER.** The failure of a Party hereto to insist upon strict performance or observance of the terms of this LEASE shall not be a waiver of any breach of any terms or conditions of this LEASE by the other Party.
17. **THIRD PARTY BENEFICIARIES.** Nothing contained herein shall create any relationship, contractual or otherwise, with, or any rights in favor of, any third party. Nothing contained herein shall extend the liability of either Party beyond that provided by governing law.
18. **ATTORNEY FEES.** In the event a controversy, claim, or action arises between the Parties to this Lease regarding the enforcement of its terms and conditions, or the breach of any of its provisions, the prevailing Party shall be entitled to recover from the other Party all costs and expenses incurred by the prevailing Party, including reasonable attorney fees, regardless of whether such controversy, claim, or action is prosecuted to judgment or appealed.
19. **PUBLIC RECORDS.** The Parties herein understand and acknowledge that this Lease and its attachments are subject to the Idaho Public Records Act, I.C. §§ 74-101, *et seq.*, the Idaho Open Meetings Act, I.C. §§ 74-201, *et seq.*, and other applicable federal and state laws, and might be public records.

CITY OF LAPWAI:

---

Iona Ruth McConville, City of Lapwai, Mayor

ATTEST:

---

Kiri Brown, City of Lapwai Clerk

LAPWAI SCHOOL DISTRICT #341:

---

Sonya Samuels-Allen, Chairman

ATTEST:

---

Nathan Weeks, Clerk of the Board



STATE OF IDAHO                    )  
  ) ss.  
County of Nez Perce                )

On this \_\_\_\_\_ day of \_\_\_\_\_ 2017, before me, a Notary Public, personally appeared IONA RUTH McCONVILLE, known or identified to me, and stated she signed the foregoing document in her capacity as the Mayor for the City of Lapwai.

SUBSCRIBED AND SWORN to before me this \_\_\_\_\_ day of \_\_\_\_\_, 2017.

\_\_\_\_\_  
NOTARY PUBLIC

Residing at: \_\_\_\_\_

My Commission Expires: \_\_\_\_\_

STATE OF IDAHO                    )  
  ) ss.  
County of Nez Perce                )


On this \_\_\_\_\_ day of \_\_\_\_\_ 2017, before me, a Notary Public, personally appeared SONYA SAMUELS-ALLEN, known or identified to me, and stated she signed the foregoing document in her capacity as the Chairman of the Board of Trustees for Lapwai School District #341.

SUBSCRIBED AND SWORN to before me this \_\_\_\_\_ day of \_\_\_\_\_, 2017.

\_\_\_\_\_  
NOTARY PUBLIC

Residing at: \_\_\_\_\_

My Commission Expires: \_\_\_\_\_



# LAPWAI MIDDLE/HIGH SCHOOL

Phone: (208) 843-2241, X205

dpinkham@lapwai.org


To: Board of Trustees  
From: Dr. Pinkham, LMS-LHS  
Subject: Board Report for October 2017

## Contents

1. Middle School Attendance Report
2. High School Attendance Report
3. Lesson Plan Check
4. Parent Contact Log
5. Leadership Team Meeting Agenda
6. Friday PD Agendas

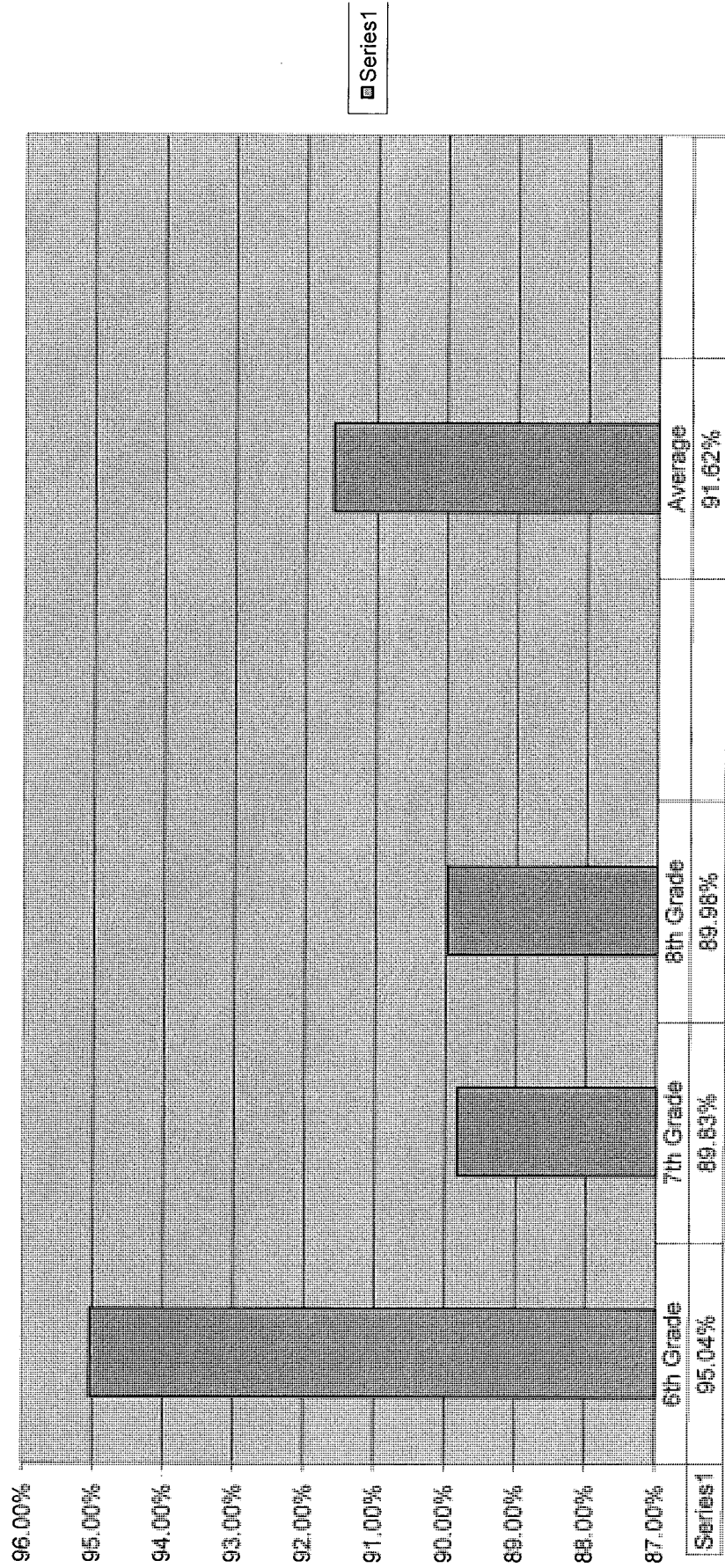
## **Upcoming Events at Lapwai Middle/High School:**

Week of 9-18	Nez Perce County Fair
October	NATIONAL BULLYING PREVENTION MONTH NATIONAL DOMESTIC VIOLENCE AWARENESS MONTH (Wear Purple)
October 5 <sup>th</sup>	Admin PLC meeting with capacity builder using Zoom
October 9 <sup>th</sup> -13 <sup>th</sup>	National School Lunch Workers Week: Thanks Ann, Deb, and Steph
October 10 <sup>th</sup>	District Attendance Committee, Accreditation Work, Leadership Team, FAFSA College Night, Volleyball Senior Night
October 11 <sup>th</sup>	Admin Team Meeting, Region II Principal's Meeting, IHSAA AD Meeting
Oct 12 <sup>th</sup>	LCSC Recruiter 2:30
Oct. 12-13	Fall Idaho Principal's Network training in Boise for Pinkham
Oct. 13 <sup>th</sup>	LC Career Fair
Oct. 14 <sup>th</sup>	Volleyball Districts begin
Oct. 15 <sup>th</sup>	STATE ACCREDITATION REPORT DUE
Oct. 16-20 <sup>th</sup>	Homecoming Week
Oct. 17 <sup>th</sup>	Teacher Vitae Administrator Instructional Rounds
October 20 <sup>th</sup>	HOMECOMING GAME AGAINST WALLACE!!! Oct. 16-20 <sup>th</sup> Homecoming Week
Oct. 23 <sup>rd</sup>	STEP FET Meeting
Oct. 27 <sup>th</sup>	End of the first quarter
Oct. 28 <sup>th</sup>	ACT test
Nov. 2-3 <sup>rd</sup>	Fall Parent-Teacher Conferences
Nov 5-7 <sup>th</sup>	Pinkham with STEP to Washington DC



*"Together, we ensure all students will reach their full potential."*

Attendance Summary  
Lapwai Middle School  
6th- 8th Grades  
9/25/17-10/9/17



6th Grade	95.04%
7th Grade	89.83%
8th Grade	89.98%
Average	91.62%

06th Grade ADA From 09/25/17 to 10/09/17 (11.00 Normal Track Days)

For Grade Level: 06

Excused Codes: EA, SI, DR Unexcused Codes: UA, SA, TR

Periods: 1, 2, 3, 4, 5, 6, 7

Treating All Enrollments as 1.0 FTE

\*\*\*\* FINAL TOTALS \*\*\*\*

	Male	Female	Totals	Averages	Percents
Appearing in Report	25	29	54		
Membership Days	266.00	319.00	585.00	10.83	
Non-membership Days	0.00	0.00	0.00	0.00	
Scheduled Days	266.00	319.00	585.00	10.83	
Days Present	250.50	305.50	556.00	10.30	95.04%
Days Absent	15.50	13.50	29.00	2.64	4.96%
Days Excused Absent	14.50	7.50	22.00	2.00	3.76%
Days Unexcused Absent	1.00	6.00	7.00	0.64	1.20%
Average Daily Membership	24.18	29.00	53.18		
Average Daily Attendance	22.77	27.77	50.55		
Enrolled Prior To 09/25/17	24	29	53		
Adds	1	0	1		
Drops	0	0	0		
Enrolled On 10/09/17	25	29	54		

07th Grade ADA From 09/25/17 to 10/09/17 (11.00 Normal Track Days)

For Grade Level: 07

Excused Codes: EA, SI, DR Unexcused Codes: UA, SA, TR

Periods: 1, 2, 3, 4, 5, 6, 7

Treating All Enrollments as 1.0 FTE

	**** FINAL TOTALS ****				
	Male	Female	Totals	Averages	Percents
Appearing in Report	21	17	38		
Membership Days	231.00	187.00	418.00	11.00	
Non-membership Days	0.00	0.00	0.00	0.00	
Scheduled Days	231.00	187.00	418.00	11.00	
Days Present	204.00	171.50	375.50	9.88	89.83%
Days Absent	27.00	15.50	42.50	3.86	10.17%
Days Excused Absent	17.00	11.50	28.50	2.59	6.82%
Days Unexcused Absent	10.00	4.00	14.00	1.27	3.35%
Average Daily Membership	21.00	17.00	38.00		
Average Daily Attendance	18.55	15.59	34.14		
Enrolled Prior To 09/25/17	21	17	38		
Adds	0	0	0		
Drops	0	0	0		
Enrolled On 10/09/17	21	17	38		

08th Grade ADA From 09/25/17 to 10/09/17 (11.00 Normal Track Days)

For Grade Level: 08

Excused Codes: EA, SI, DR Unexcused Codes: UA, SA, TR

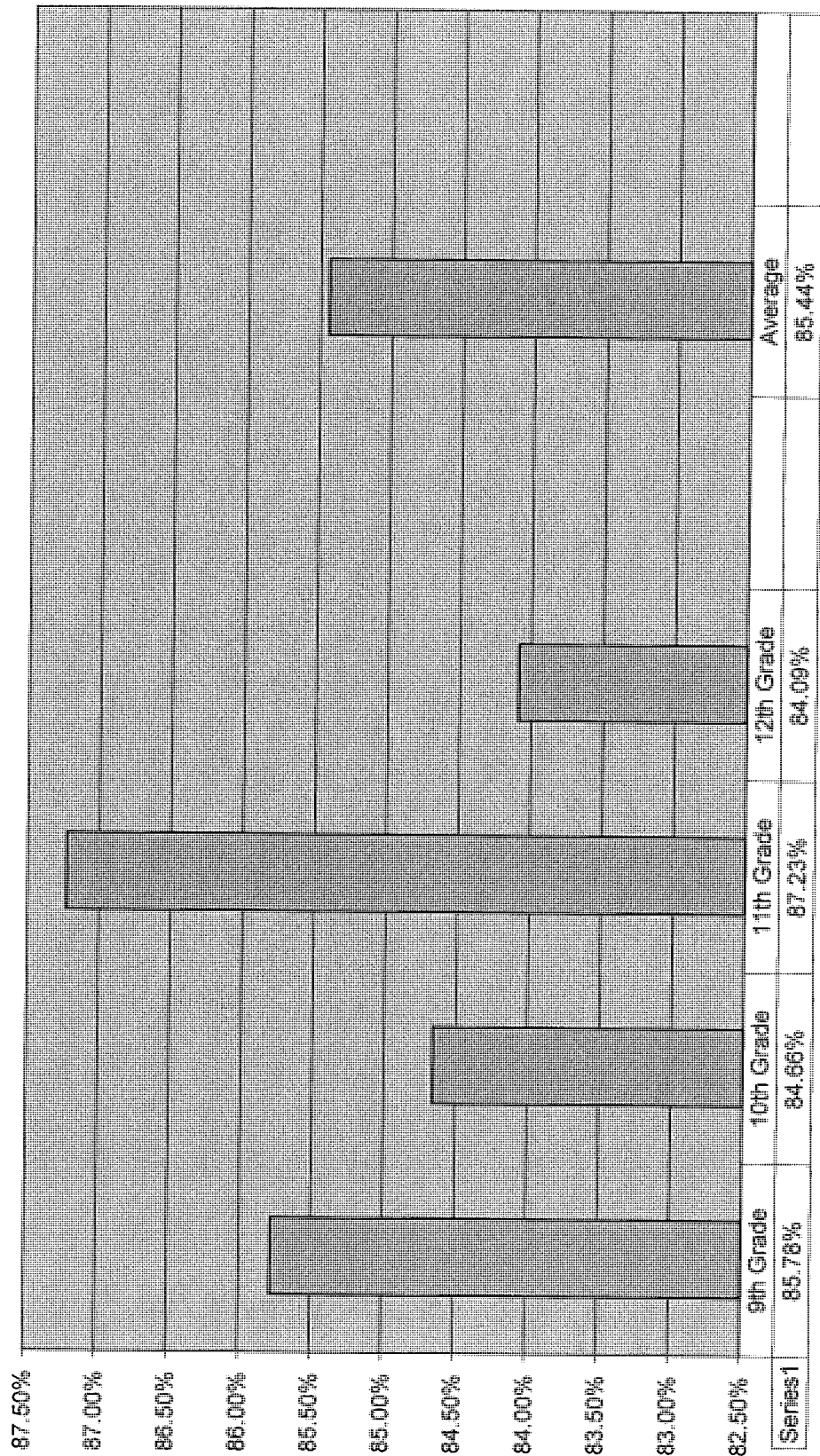
Periods: 1, 2, 3, 4, 5, 6, 7

Using FTE as Entered

## \*\*\*\* FINAL TOTALS \*\*\*\*

	Male	Female	Totals	Averages	Percents
Appearing in Report	28	15	43		
Membership Days	303.00	156.00	459.00	10.67	
Non-membership Days	0.00	0.00	0.00	0.00	
Scheduled Days	303.00	156.00	459.00	10.67	
Days Present	267.50	145.50	413.00	9.60	89.98%
Days Absent	35.50	10.50	46.00	4.18	10.02%
Days Excused Absent	19.50	9.00	28.50	2.59	6.21%
Days Unexcused Absent	16.00	1.50	17.50	1.59	3.81%
Average Daily Membership	27.55	14.18	41.73		
Average Daily Attendance	24.32	13.23	37.55		
Enrolled Prior To 09/25/17	27	15	42		
Adds	1	0	1		
Drops	0	1	1		
Enrolled On 10/09/17	28	14	42		

**Attendance Summary  
Lapwai High School  
9th - 12th Grades  
9/25/17-10/9/17**





9th Grade	85.78%
10th Grade	84.66%
11th Grade	87.23%
12th Grade	84.09%
Average	85.44%

09th Grade ADA From 09/25/17 to 10/09/17 (11.00 Normal Track Days)

For Grade Level: 09

Excused Codes: EA, SI, DR Unexcused Codes: UA, SA, TR

Periods: 1, 2, 3, 4, 5, 6, 7

Treating All Enrollments as 1.0 FTE

	**** FINAL TOTALS ****				
	Male	Female	Totals	Averages	Percents
Appearing in Report	17	12	29		
Membership Days	187.00	126.00	313.00	10.79	
Non-membership Days	0.00	0.00	0.00	0.00	
Scheduled Days	187.00	126.00	313.00	10.79	
Days Present	154.50	114.00	268.50	9.26	85.78%
Days Absent	32.50	12.00	44.50	4.05	14.22%
Days Excused Absent	23.50	4.00	27.50	2.50	8.79%
Days Unexcused Absent	9.00	8.00	17.00	1.55	5.43%
Average Daily Membership	17.00	11.45	28.45		
Average Daily Attendance	14.05	10.36	24.41		
Enrolled Prior To 09/25/17	17	12	29		
Adds	0	0	0		
Drops	0	1	1		
Enrolled On 10/09/17	17	11	28		

10th Grade ADA From 09/25/17 to 10/09/17 (11.00 Normal Track Days)

For Grade Level: 10

Excused Codes: EA, SI, DR Unexcused Codes: UA, SA, TR

Periods: 1, 2, 3, 4, 5, 6, 7

Treating All Enrollments as 1.0 FTE

	**** FINAL TOTALS ****				
	Male	Female	Totals	Averages	Percents
Appearing in Report	15	9	24		
Membership Days	165.00	99.00	264.00	11.00	
Non-membership Days	0.00	0.00	0.00	0.00	
Scheduled Days	165.00	99.00	264.00	11.00	
Days Present	139.00	84.50	223.50	9.31	84.66%
Days Absent	26.00	14.50	40.50	3.68	15.34%
Days Excused Absent	12.50	7.50	20.00	1.82	7.58%
Days Unexcused Absent	13.50	7.00	20.50	1.86	7.77%
Average Daily Membership	15.00	9.00	24.00		
Average Daily Attendance	12.64	7.68	20.32		
Enrolled Prior To 09/25/17	15	9	24		
Adds	0	0	0		
Drops	0	0	0		
Enrolled On 10/09/17	15	9	24		

11th Grade ADA From 09/25/17 to 10/09/17 (11.00 Normal Track Days)

For Grade Level: 11

Excused Codes: EA, SI, DR Unexcused Codes: UA, SA, TR

Periods: 1, 2, 3, 4, 5, 6, 7

Treating All Enrollments as 1.0 FTE

\*\*\*\* FINAL TOTALS \*\*\*\*

	Male	Female	Totals	Averages	Percents
Appearing in Report	15	19	34		
Membership Days	165.00	207.00	372.00	10.94	
Non-membership Days	0.00	0.00	0.00	0.00	
Scheduled Days	165.00	207.00	372.00	10.94	
Days Present	146.00	178.50	324.50	9.54	87.23%
Days Absent	19.00	28.50	47.50	4.32	12.77%
Days Excused Absent	14.50	23.50	38.00	3.45	10.22%
Days Unexcused Absent	4.50	5.00	9.50	0.86	2.55%
Average Daily Membership	15.00	18.82	33.82		
Average Daily Attendance	13.27	16.23	29.50		
Enrolled Prior To 09/25/17	15	18	33		
Adds	0	1	1		
Drops	0	1	1		
Enrolled On 10/09/17	15	18	33		

12th Grade ADA From 09/25/17 to 10/09/17 (11.00 Normal Track Days)

For Grade Level: 12

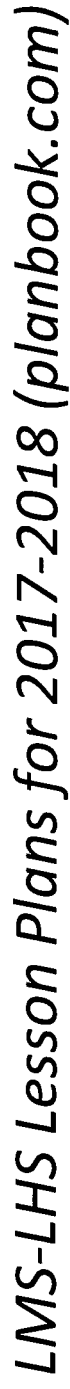
Excused Codes: EA, SI, DR Unexcused Codes: UA, SA, TR

Periods: 1, 2, 3, 4, 5, 6, 7

Treating All Enrollments as 1.0 FTE

## \*\*\*\* FINAL TOTALS \*\*\*\*

	Male	Female	Totals	Averages	Percents
Appearing in Report	11	13	24		
Membership Days	121.00	143.00	264.00	11.00	
Non-membership Days	0.00	0.00	0.00	0.00	
Scheduled Days	121.00	143.00	264.00	11.00	
Days Present	109.00	113.00	222.00	9.25	84.09%
Days Absent	12.00	30.00	42.00	3.82	15.91%
Days Excused Absent	9.00	12.00	21.00	1.91	7.95%
Days Unexcused Absent	3.00	18.00	21.00	1.91	7.95%
Average Daily Membership	11.00	13.00	24.00		
Average Daily Attendance	9.91	10.27	20.18		
Enrolled Prior To 09/25/17	11	13	24		
Adds	0	0	0		
Drops	0	0	0		
Enrolled On 10/09/17	11	13	24		



Staff Member	9/4	9/11	9/18	9/25	10/2	10/9	10/16	10/23	10/30	11/6	11/13
Sheryl Bentz	x	x	x	x	x	x					
Devin Boyer	x	x	x	x	x	x					
Brad Carpenter	x	x	x	x	x	x					
Iris Chimburas	x	x	x	x	x	x					
Tami Church	x	x	x	x	x	x					
Peggy Fiske	x	x	x	x	x	x					
Veronica Hamilton	x	x	x	x	x	x					
Verna Johnson	x	x	x	x	x	x					
Georgie Kerby	x	x	x	x	x	x					
Ken Kessler	x	x	x	x	x	x					
Stacey Kinnick	x	x	x	x	x	x					
Josh Leighton	x	x	x	x	x	x					
Valerie Ridinger	x	x	x	x	x	x					
Sheila Scott	x	x	x	x	x	x					
Georgia Sobotta	x	x	x	x	x	x					
Mary Lynn Walker	x	x	x	x	x	x					

Together, we ensure all students will reach their full potential.



LOG IN INFORMATION TO REMEMBER: (Right click mouse to open hyperlink)

**PLANBOOK LESSON PLANS:** <https://www.planbook.com/>  
**Teacher Vitae (Danielson Evals) and Milepost website:** [https://www.silverbacklearning.net/](https://www.silverbacklearning.net/www.silverbacklearning.net)  
**Idaho AIR portal for ISAT/TIDE:** <http://idaho.portal.airast.org/>  
**STAR (Renaissance Learning) LOG IN---**  
**Go to** <https://hosted243.renlearn.com/370290/>  
**ReadLIVE (middle-high):** <https://readlive.readnaturally.com/00025439>  
**SWIS:** <https://www.pbisapps.org/Pages/Default.aspx>  
**Pearson Curriculum Link for ELA and MATH access to digital materials:** [www.pearsonsuccessnet.com](http://www.pearsonsuccessnet.com)  
**Idaho Digital Library:** <https://www.smarterbalancedlibrary.org/>  
**ISAT sample questions:** <http://sampleitems.smarterbalanced.org/BrowseItems>  
**Tami's new very favorite Math site: (Middle School too--all Common Core aligned)**  
<http://map.mathshell.org/tasks.php>

**AGENDA:**

**1:30-1:50 Staff Meeting**

1. ID BADGE/NAME TAG. WEAR THEM. (Picture retake is Thurs. Oct. 12)
2. NPT donated school supplies: Staff supply room key hangs behind Pinkham's desk. Return it immediately when borrowed, and inventory items taken in the notebook provided in the supply room. (SIGN POSTER)
3. Rick Heimgartner, bus driver, volleyball hero (SIGN POSTER: DONATION FOR WILDCAT GEAR/GIFT CARD)
4. Maintenance staff protocol (green copy in your mailbox)
5. LOCKDOWN AND FIRE DRILL DEBRIEF
6. Tuning up the system:
  - a. Friday extended learning update (detentions)
    - DETENTION RULES (posters, reminders, expectations) ... being developed
  - b. New PAW store incentive/idea for HS
  - c. SWIS data entry is done by RAF, reviewed by Kronemann
    - ALL forms need ALL areas filled out OR will kindly be returned
    - TECHNOLOGY (blue phone) MUST be completed, and phone MUST come to the office to go in the vault.
    - 3 technology violations = detention
    - Recorrected minor behaviors that are resolved within the classroom, documentation isn't required
  - d. Middle School hallways at lunch:
    - Prearranged hall pass from teacher (learning lunch)
    - No hall passes written by office staff
    - No locker visits (train students to get ALL items before lunch)
    - Teachers help herd students/exit hallway at bell
7. Counseling Center Communications
  - a. Updates
  - b. Protocols
  - c. Good of the order

1:50-2:00 STAR BENCHMARKS WEBSITE: <http://hosted243.renlearn.com/370290/> (monitor password "admin")




- Library space (Shawnee provides the space, makes sure computers are charged, can provide STAR website or 1-800 support number)
- Classrooms: sharing available chromes for the days/hours you are testing in classrooms

2:00-2:10 TEACHER VITAE <https://www.silverbacklearning.net/>

1. This will be part of next week's PD on 9-22-17
2. IPLP: Sharing Goals, sharing language for goals, coordinating resources on 9-22-17
3. Certificated Staff Danielson Evaluation Tool
  - o Certificated document provided on 9/1/17
  - o Summative Evaluations spring 2017 were emailed
  - o Teacher Vitae website: [www.silverbacklearning.net](https://www.silverbacklearning.net)
  - o Username (should be your email)
  - o Password (You can click "forgot my password and it should be emailed")

### My Apps



- o Click on the orange square "TEACHER VITAE"
- o Photo for profile
  - o Go to your displayed name in the upper right corner
  - o Click on "my profile"
  - o Scroll down to "photo" and add photo
- Find Professional Growth Plan
  - o Go to "My Portfolio"
  - o Click on "+Add Artifact"
  - o Click on "IPLP Individualized Professional Learning Plan [Idaho]"
  - o Use 2016-17 Summative Teacher Eval data to set your IPLP goals (basic/unsatisfactory, or if none exist, then an area of your choice)
  - o Add
    - Name
    - Select "Folder" Standard area
    - School year 2017-18
    - Tag component area (such as 3b, 3c)
    - Select date for September 22<sup>nd</sup> (due date)
    - Confirm
    - The rest is filling in specific information on your goals, resources, strategies, etc. Make sure you hit "SAVE"

\*Trouble shooting: If you can't log in to Teacher Vitae, please immediately send an email to Dr. Aiken and Tim Jones for help.

#### **DIRECTIONS FOR SHARING Individual Professional Learning Plan: IPLP: Email from Joy Rapp, trainer**

Teachers would go to the section - Portfolio. Next they would click on the Standard/Folder where they stored their IPLP. They then have multiple options from this screen on the right of the IPLP - View, Print, Edit, Move and Share (seen in green). Teachers would be able to view their progress by using the **view** button. They would be able to share with you by using the **share** button.

You will not see their progress until the IPLP is shared with you. When shared, you will receive a notification and can then go to Teacher Vitae and view the document.

I have included a screen capture below:

The screenshot shows the Teacher Vitae website interface. The top navigation bar includes links for MY SCHEDULE, MY PORTFOLIO, MY MEMOS, and REPORTS. The main content area displays a list of folders on the left and a table of artifacts for Standard 3: Students and Learning Environment on the right.

School	Name	Form	Status	Action
2016-2017	Our Classroom Expectations	Master Teacher Artifact (Standard 3: Students and Learning Environment)	In Progress	View Print Edit Move Share Delete
2016-2017	My Classroom Learning Environment	Basic Document (with optional Attachments)	In Progress	View Print Edit Move Share Delete
2016-2017	My class load for the new school year	Basic Document (with optional Attachments)	In Progress	View Print Edit Move Share Delete
2015-2016	My Students Growth	Basic Document (with optional Attachments)	In Progress	View Print Edit Move Share Delete

The footer contains contact information, an about section, and a newsletter sign-up form.

## COMMON GOALS WITH COLLEAGUES:

DOMAIN 1: PLANNING AND PREP

DOMAIN 2: CLASSROOM ENVIRONMENT

DOMAIN 3: INSTRUCTION

DOMAIN 4: PROFESSIONAL RESPONSIBILITY

## BUILDING GOAL WORK: Curriculum Maps becoming GUIDES with COMMON ASSESSMENTS (Pre and Post)

1. <https://vimeo.com/125277940> Richard DuFour: Formative Assessments and Summative Assessments
2. ISAT INTERIM TESTS (pre and post scheduling) by Sept. 22, Friday

## GO DO THE WORK:

MATH PLC  
ELA PLC  
PBIS PLC

Action Plans: STEPS, due by Wed, Sept. 20<sup>th</sup>

## DO YOUR ENTRY TASK FOR PBIS

9-29-17 LMS-LHS Friday PD

(GOOGLE DRIVE: "2017-18 Staff PD Materials")

Agenda Library, 1:30-3:30

LOG IN INFORMATION TO REMEMBER: (Right click mouse to open hyperlink)

**PLANBOOK LESSON PLANS:** <https://www.planbook.com/>

**Teacher Vitae (Danielson Evals) and Milepost website:** [https://www.silverbacklearning.net/](https://www.silverbacklearning.net/www.silverbacklearning.net)

**Idaho AIR portal for ISAT/TIDE:** <http://idaho.portal.airast.org/>

**STAR (Renaissance Learning) LOG IN---**

Go to <https://hosted243.renlearn.com/370290/>

**ReadLIVE (middle-high):** <https://readlive.readnaturally.com/00025439>

**SWIS:** <https://www.pbisapps.org/Pages/Default.aspx>

**Pearson Curriculum Link for ELA and MATH access to digital materials:** [www.pearsonsuccessnet.com](http://www.pearsonsuccessnet.com)

**Idaho Digital Library:** <https://www.smarterbalancedlibrary.org/>

**ISAT sample questions:** <http://sampleitems.smarterbalanced.org/BrowseItems>

**Tami's new very favorite Math site: (Middle School too--all Common Core aligned)**

<http://map.mathshell.org/tasks.php>

### **AGENDA: DO YOUR ENTRY TASK, PLEASE.**

#### 1:30-1:35 Staff Updates

- TEACHER RECOGNITION: THE WILDCAT WAY!!! (Georgia Kerby presents)
- Sympathy card for Debbie Briceno family (mother passed away last night)
- ENVELOPE to donate money for flowers on behalf of Lapwai staff
- Orange no bully zone poster posted outside your work area
- 2017-18 building-wide goals (green paper), start a Friday PD binder to organize materials
- Payroll was due today, so if you didn't turn it in, you have to walk it over to the district yourself
- Proof of insurance is due to district by Oct. 1<sup>st</sup>
- ID BADGE/NAME TAG. WEAR THEM. (Picture retake is Thurs. Oct. 12)

#### 1:35-1:50: PBIS PLC Updates

- **MONDAY IS BLUE DAY**
- Sign up for PAW store
- Entry task
- BULLY PREVENTION MONTH


#### SPECIAL FORCES STAFF TRAINING:

Our training will begin promptly at 1:30 pm at the Elementary Building in the Speech Room (this room is located on the second floor). Please ensure that you arrive on time and are ready to participate. You should plan on bringing paper and writing instruments for note-taking. You may also want to consider bringing a bottle of water for hydration between physical activities.

MATH DEPARTMENT WORK: Stacey Kinnick's room with Ryan Dent

#### ELA DEPARTMENT WORK:

1. Curriculum Guide/Map work - including linking 6th grade to 7-12
2. Formative assessment

<b>OCTOBER</b>	<b>NATIONAL BULLYING PREVENTION MONTH</b>	<b>LAPWAI PD 10-6-17</b>
		

## **AGENDA**

- ◉ 1:30-1:40 PBIS
- ◉ ALL: ISAT TA certification (30 minutes)
- ◉ MATH DEPARTMENT WORK: Lesson study, ISAT Interim Assessment Scheduling
- ◉ ELA Department work: formative common assessments
- ◉ Special Education: Training
- ◉ PBIS work



## LICE: REMINDER



- ◎ 1. If you suspect a child has lice, check them privately (call the office, use the office space).
- ◎ 2. If they do have lice/nits, tape one to a piece of tape.
- ◎ 3. If the student has siblings in the building, check siblings.
- ◎ 4. If a parent can't come and get the child, they will remain in the office cubby area on chairs with no fabric.
- ◎ 5. Print the "treatment of lice" letter for parents.

## STAR FALL BENCHMARK



### REMINDER:

- ◎ Teachers administer STAR, unless asked otherwise for help from Pinkham or another colleague, please do not leave testing site during a test
- ◎ 3 classroom sets of chromes are in technology, and we need to prepare a plan for disbursal and safe keeping

WEBSITE: <http://hosted243.renlearn.com/370290/>

1. Classroom testing (borrowing chromes)
2. Library: provided space with lap tops

## TEACHER VITAE



### ◎ WEBSITE:

1. Classroom testing (borrowing chromes)
2. Library: provided space with lap tops
  1. Teacher sets students up and stays with them during testing
  2. Monitor's password is "admin"
3. Classes are organized by grade levels with a primary teacher, and then team teachers
  1. Example: Tami Church primary math teacher for freshman
    1. Ken, Brad, Stacey, Brett, Josh N, Lori, Vera are team teachers
    2. All have access to student data by grade levels
    3. 6<sup>th</sup> grade in AM and PM classes

## TEACHER VITAE



- ◎ 2:00-2:10 TEACHER VITAE  
<https://www.silverbacklearning.net/>
- ◎ IPLP: Sharing Goals, sharing language for goals, coordinating resources
- ◎ Certificated Staff Danielson Evaluation Tool
  - Certificated document provided on 9/1/17
  - Summative Evaluations spring 2017 were emailed
- ◎ COMMON GOALS WITH COLLEAGUES:
- ◎ DOMAIN 1: PLANNING AND PREP
- ◎ DOMAIN 2: CLASSROOM ENVIRONMENT
- ◎ DOMAIN 3: INSTRUCTION
- ◎ DOMAIN 4: PROFESSIONAL RESPONSIBILITY

## **PLC WORK (RICHARD DUFOUR)**



RICHARD DUFOUR VIDEO

### **What is a PLC? (10 min)**

<https://vimeo.com/125277509>

TWO PLC Reading Assignments:

Purple: Why should we use teams as our basic structure?

Pink: The FIERCE Urgency of Now

## **COMMON ASSESSMENTS**



ELA DEPARTMENT

MATH DEPARTMENT (with Ryan)

SCIENCE DEPARTMENT

TEACHER'S DEVELOP COMMON PRE AND POST ASSESSMENTS

- Similarities

- Tie to CCSS and content standards

- Format

- ISAT format structure and rigor

- ISAT Interim test schedule

- ELA and MATH common assessment research and discussion work

# ASB OFFICERS 2017-18

**PRESIDENT**

**KEITH KIPP**

**VICE PRESIDENT**

**EMMIT TAYLOR**

**SECRETARY/TREASURER**

**ISAAC FORD**

## **CLASS OFFICERS**

### **Seniors**

President – Amil Mitchell

Vice President – Heewekse Wisdom

### **Juniors**

President – Kalela Reuben

Vice President – Victoria Johnnie

Secretary/Treasurer – Kelani Smith

### **Sophomores**

President – KC Lussoro

Vice President – Julia Gould

Secretary/Treasurer – Althea Ellenwood

### **Freshmen**

President – Xiciyu (Tut Tut) Johnson

Vice President – Linnea Herrera

Secretary/Treasurer – Mercedes Villalobos



## **ADVISORS**

Seniors

Tami Church and Valerie Ridinger

Juniors

Sheryl Bentz and Georgie Kerby

Sophomores

Peggy Fiske and Ken Kessler

Freshmen

MaryLynn Walker, Verna Johnson, Shelia Scott



# CLASS ADVISORS and DRESS UP DAYS

- Seniors→ Church & Ridinger
- Monday→ Mathletes vs Athletes
- Juniors→ Kerby & Bentz
- Tuesday: Favorite Movie
- Sophomores→ Fiske & Kessler
- Character
- Freshmen→ Walker, Scott, & Johnson
- Wednesday→ Wild West
- Thursday: Throw Back
  - Seniors→ 90s
  - Juniors & 8<sup>th</sup> grade→ 80s
  - Sophomore & 7<sup>th</sup> grade→ 70s
  - Freshmen & 6<sup>th</sup> grade→ 60s
  - Staff→ Now
- Friday: BLUE and WHITE

# Lapwai High School High Education Center

FAFSA Night Tuesday October 10, 2017

## What is FAFSA?

(Free Application for Federal Student Aid)

*Filing for Federal student aid can be a confusing prospect.*

*A fafsa Night will be held On Tuesday October 10th from 6:00 - 8:00 P.M. to assist with this process*

Refreshments will be provided.

College professionals, Upward Bound, GEAR UP, and Lapwai District Staff will be available to assist with filling out the forms.

## What documents do I need to fill out a FAFSA?

- Your Social Security Number. It is important that you enter your Social Security Number correctly!
- Your driver's license (if any)
- Parent & Student 2016 Tax Information/Return

### Agenda:

Opening 6:00PM

Scholarship Information 6:30 PM

FAFSA Applications 6:30 PM- Close.

### OTHER IMPORTANT DATES

October 3 – ASVAB test results (ask your junior)

October 13 – Career Showcase at LCSC 9:30 AM

October 14 – Envision Idaho Saturday on campus U of I

October 20 – Women in Engineering at the U of I

October 25 – National College Fair, Spokane

October 28 – ACT Test (Junior and Senior bus leaving LHS at 7:15 AM)

Nov. 4<sup>th</sup> - Idaho College Application Week

Oct. 1, 2016 – Nov. 1, 2016 – Idaho Scholarships applications

Nov. 2 & 3 – Parent Teacher Conferences

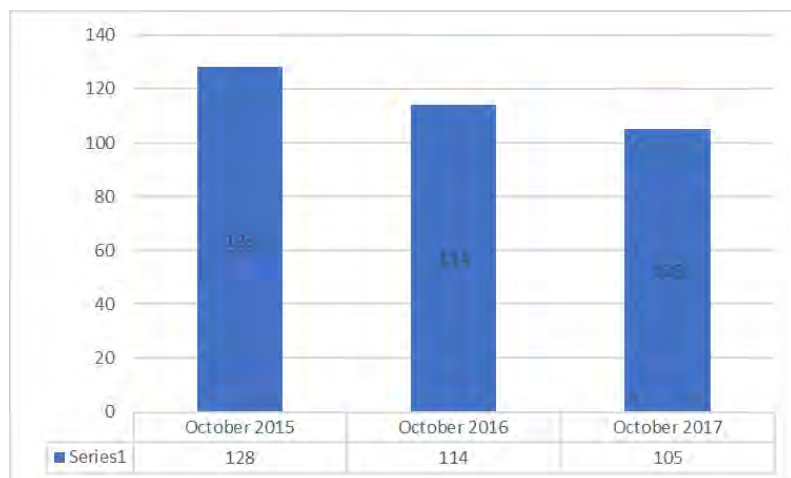
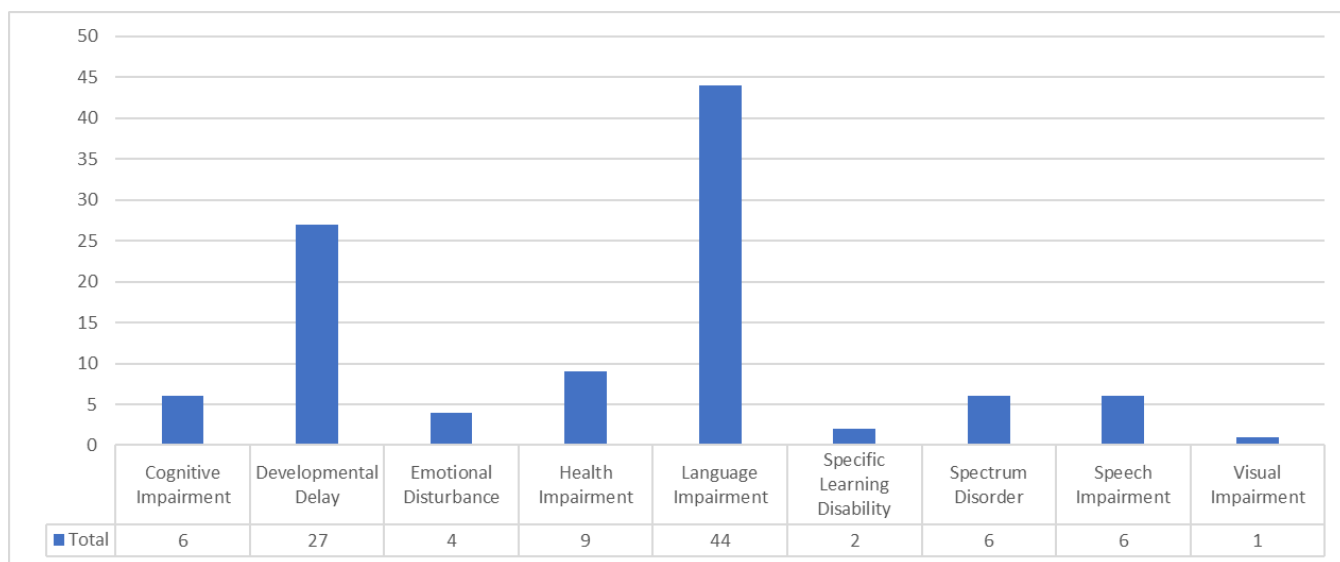


# LAPWAI SCHOOL DISTRICT

## Special Forces Team

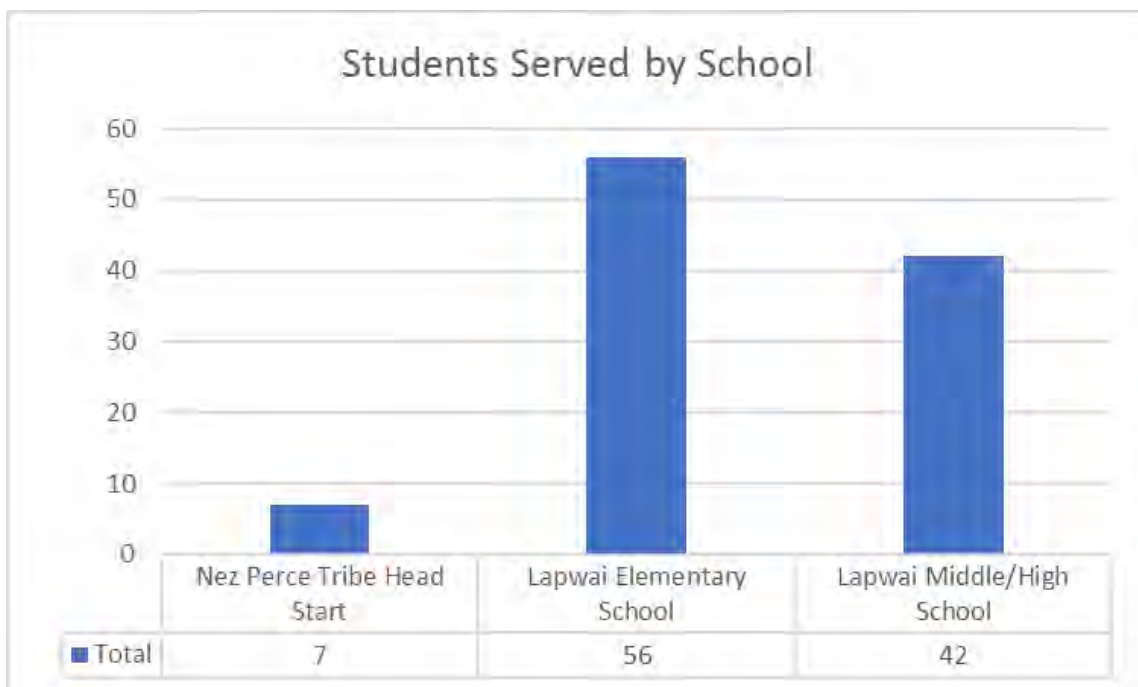
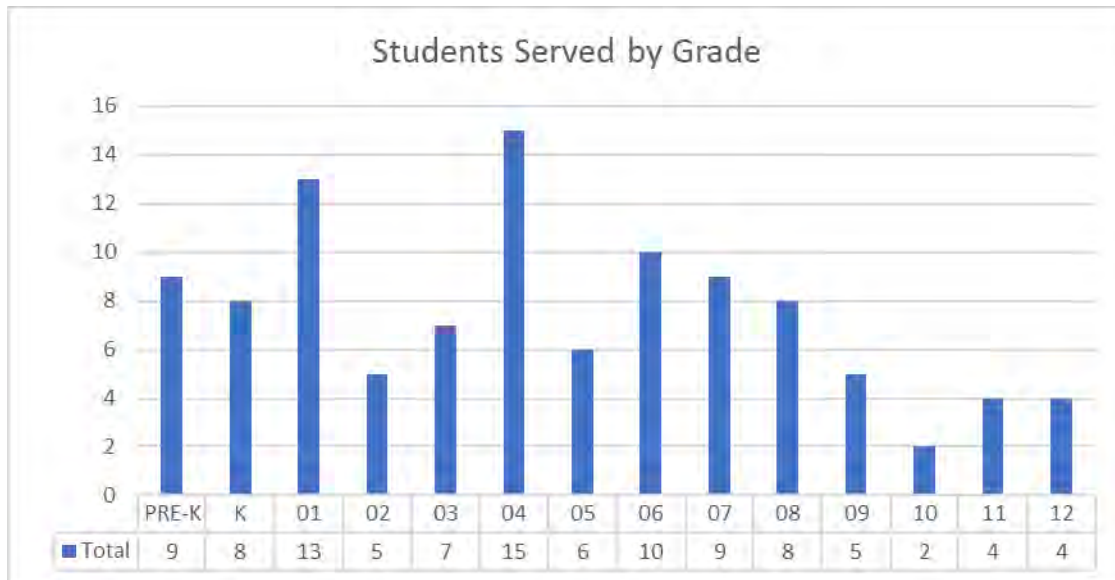
Board Back-Up  
October 2017

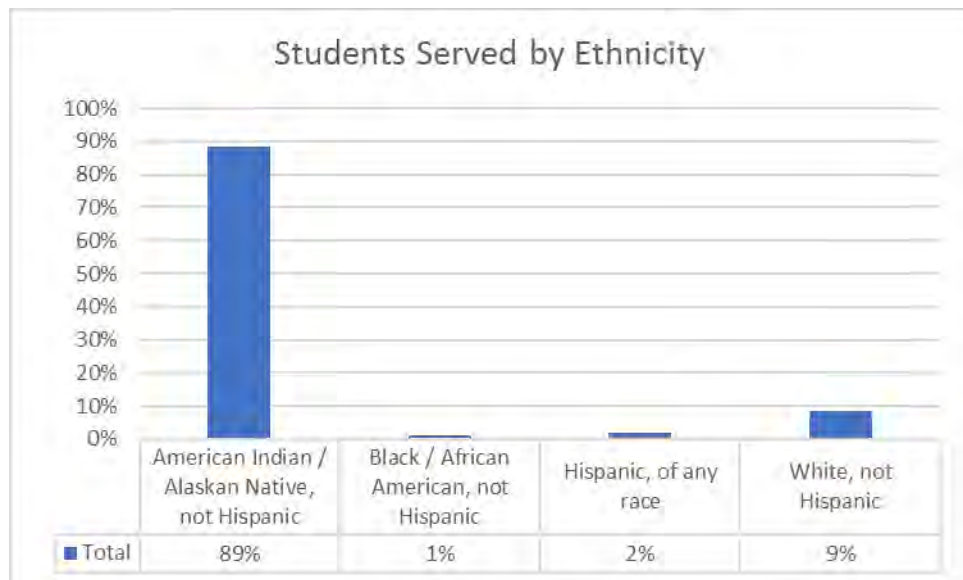
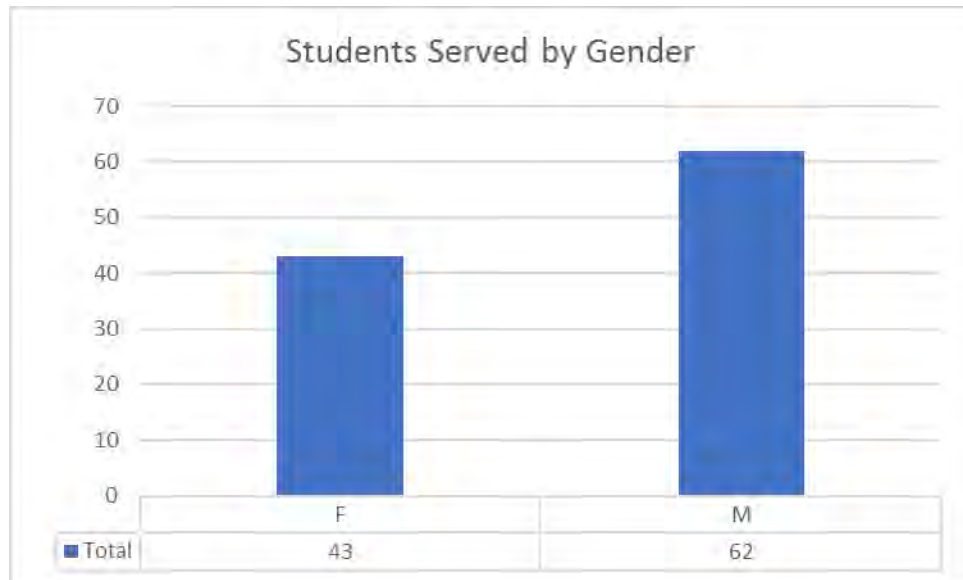
As of October 11, 2017, the Lapwai Special Education Program serves 105 students in the following Primary Disability categories:



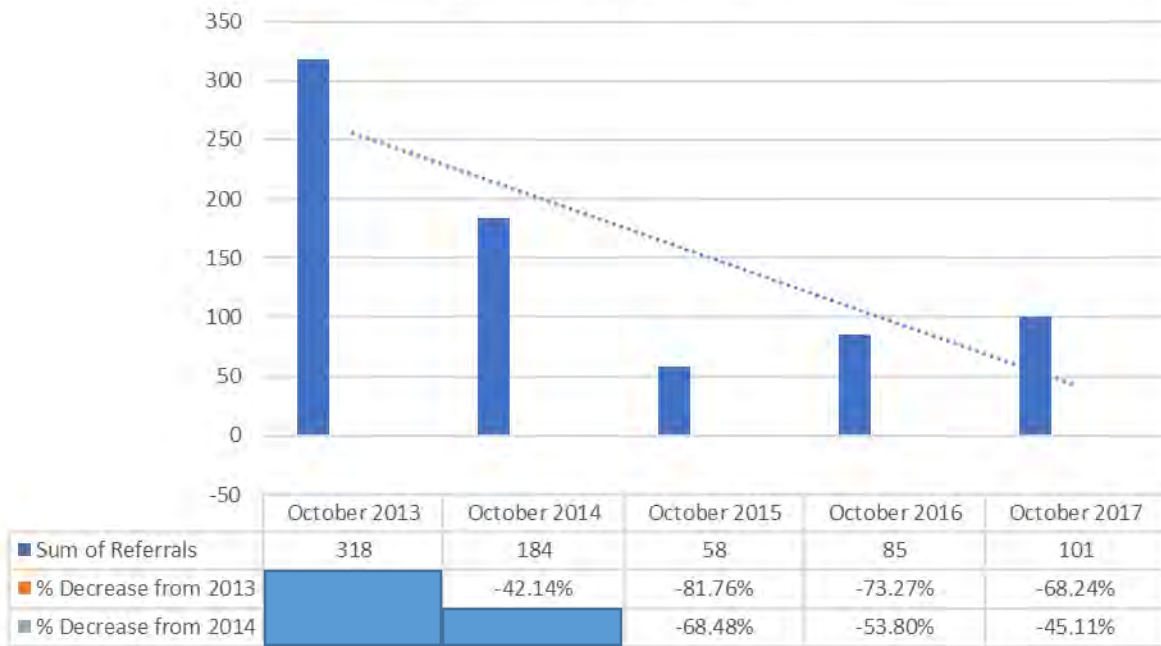
18% decrease in the Special Education population between October 2015 and October 2017.

8% decrease in the Special Education population between October 2016 and October 2017.





### Elementary Office Discipline Referrals



## Athletic Board Report

10/16/17 Board Meeting

### **Football**

5-1→ Current Record

Working on schedule for next year.

- **Homecoming**
- 20<sup>th</sup>
- Parade at 11:30
- Game vs Wallace

### **Volleyball**

2-13

Enter District Tournament as 6<sup>th</sup> seed on Saturday Oct 14<sup>th</sup> at 1:00 pm

### **Basketball:**

Both boys and girls schedules have been reworked. (Have available at board meeting)

Looking for one more school or schools to be in our Wildcat shoot out

Boys are in the Avista Tournament

### **WPL Information**

- AD meeting was on 10/11/17
- Report anything new.

SUPERINTENDENT

Board Report

October 2017



**Together, we ensure all students  
will reach their full potential.**

*Contents*

Celebrating Families in Our Community Event.....	pg. 1
IASA Legislative Priorities.....	pg. 2
Day on the Hill and Surveys for Impact Aid.....	pgs. 3-4
Thank You Letters to Idaho's Congressmen.....	pgs. 5-8
The Basics of Impact Aid.....	pgs. 9-18

***Together, we ensure all students will reach their full potential.***

***kiiye pecepelihniku' wapáyat'as mamáy'asna hipewc'éeyu' cúukwenin'.***

***We will all work to help the children become knowledgeable.***



# Celebrating Families in Our Community

## Learn How Lapwai Schools Support Your Child's Success

Hosted by the State Tribal Education Partnership, Lapwai Elementary 21<sup>st</sup> Century Community Learning Center Afterschool Program & the Lapwai School District

### Program Information to Include:

Lapwai Elementary 21<sup>st</sup> Century Community Learning Center Afterschool Program

State Tribal Education Partnership Family Engagement

Title IA & Impact Aid

Elementary Afterschool Program STEM Activities



**GREAT**  
**DOOR PRIZES**  
Individual &  
Family Athletic  
Season Passes!

Refreshments  
&  
Information  
Booths





## 2018 LEGISLATIVE PRIORITIES

Adopted: Draft

**The IASA Board of Directors supports legislation that results in efforts to:**

- a. Support a thorough, equitable, and uniform system of school funding, including special populations.
- b. Increase operational funding to address the current costs of health care premiums, transportation, utilities, and plant facility maintenance.
- c. Fully implement career ladder funding to improve recruitment and retention of effective and dedicated teachers, administrators, and pupil personnel.
- d. Develop a long-term strategy to ensure Idaho has competitive salaries for classified personnel, teachers, pupil services personnel, and administrators.
- e. Increase funding for technology infrastructure and instructional materials.
- f. Support providing parents and students with a wide range of educational options, but oppose using state funding for private institutions.
- g. Improve accountability by streamlining required reporting to the state to reduce burden on districts and focus on outcomes.

The 2018 Legislative Priorities were developed and adopted by superintendents, principals, and special education directors and represent the current legislative focus of the Idaho Association of School Administrators.

# Advocating for Impact Aid on the Hill

Jack Bell, Lapwai School District Board of Trustees, Connie Desjarlais, Impact Aid Coordinator, and Dr. David M. Aiken, Superintendent, met with the Idaho legislative offices of Representative Mike Simpson, Representative Raul Labrador, Senator Jim Risch, and Senator Mike Crapo in support of all the federally impacted students in Idaho this week in Washington D.C. David Aiken also serves as the Idaho State Chair of the National Association of Federally Impacted Schools.

Jack Bell, Connie Desjarlais, David Aiken, Katie Myers



Katie Myers, Legislative Assistant for Representative Mike Simpson



Jack Bell, Senator Jim Risch, Connie Desjarlais, David Aiken



Senator Jim Risch



# Help Us Hold the Federal Government Accountable for Their Obligation to Lapwai Students

Our impact aid allocation is based on the number of children who live on trust property as well as parents who work on trust land.

Beginning in November parents will be requested to complete residency and employment surveys to ensure the highest Lapwai School District allocation for Impact Aid. Your responses assist us in holding the federal government accountable to following through on their promise of ensuring a fully funded and equitable education for our students.

Impact Aid is not fully funded by the United States Government. We are currently only receiving 8.5 cents for every dollar we would receive if the program were fully supported. Your help with verification by completing the needed forms will help us hold them accountable to provide this funding obligation to all Lapwai students. Although slight raises are proposed in the House and Senate, we will not be certain about increases until December at the earliest.





## LAPWAI SCHOOL DISTRICT #341

404 S. Main  
Lapwai, Idaho 83540  
(208) 843-2622

5

Wednesday, October 04, 2017

Congressman Mike Crapo  
Kate Walker, Legislative Correspondent:

The Lapwai School District appreciates your time on Tuesday, September 26<sup>th</sup> to discuss the importance of Impact Aid. Kate, thank you for accommodating us. The Congressman is very fortunate to have you on his team. Thank you for sharing this letter with him and our thanks for his continued support of this critical funding.

While making up for the shortfalls in state education funding, we are unable to rely on supplemental levies (raising property taxes) due to the high presence of tax exempt trust property in our district. The federal government recognizes their role in this dilemma and provides revenue in lieu of property taxes through the Impact Aid program. The purpose is to provide formula grants to school districts affected by the presence of nontaxable federal land to make up for the lost revenues of property taxes. Our impact aid allocation is based on the number of children who live on tax exempt trust property as well as parents who work on trust land.

Impact Aid is approximately 31% of our operating budget. Although the proposed raises from both the House and the Senate are greatly appreciated, we are currently only receiving 8.5 cents for every dollar we would receive if the program were fully supported. In FY13, all discretionary programs were cut by 5% as part of sequestration. This could only be described as devastating to the Lapwai School District resulting in a \$450,000 reduction in Impact Aid Funding. These cuts forced our district to attempt two back-to-back unsuccessful supplemental levies creating political turmoil where property taxes primarily burden retired residents on fixed incomes. Last year 93 of Idaho's 115 districts relied on supplemental levies, a reality which is unobtainable for our federally impacted schools. Thanks to rigorous, relentless pursuit of grant funding we survived this shortfall, yet these grants ended this year just as sequestration returns. Further cuts will lead to significant reductions in staffing and resources for students. Children in a district with an 89% Free and Reduced Lunch Rate deserve an equitable and fully funded education.

Thank you for your dedication to all the federally impacted students in Idaho. We are counting on your continued support. Hopefully you have had time to review the videos we've shared with your office to see the faces in our district that are directly impacted by your support. As your staff prepares for decisions regarding education and Impact Aid, we gladly offer ourselves as a trusted resource. Please never hesitate to contact me if I may provide additional information.

Most Sincerely,

Dr. David M. Aiken  
Superintendent, Federal Programs Director  
(208) 843-2622 ext. 202  
daiken@lapwai.org

*Together, we ensure all students will reach their full potential.*





## LAPWAI SCHOOL DISTRICT #341

404 S. Main  
Lapwai, Idaho 83540  
(208) 843-2622

6

Wednesday, October 04, 2017

Congressman Jim Risch  
Erin Bardin, Legislative Assistant:

The Lapwai School District appreciates your time on Tuesday, September 26<sup>th</sup> to discuss the importance of Impact Aid. Erin, thank you for accommodating us. The Congressman is very fortunate to have you on his team. Thank you for sharing this letter with him and our thanks for his continued support of this critical funding.

While making up for the shortfalls in state education funding, we are unable to rely on supplemental levies (raising property taxes) due to the high presence of tax exempt trust property in our district. The federal government recognizes their role in this dilemma and provides revenue in lieu of property taxes through the Impact Aid program. The purpose is to provide formula grants to school districts affected by the presence of nontaxable federal land to make up for the lost revenues of property taxes. Our impact aid allocation is based on the number of children who live on tax exempt trust property as well as parents who work on trust land.

Impact Aid is approximately 31% of our operating budget. Although the proposed raises from both the House and the Senate are greatly appreciated, we are currently only receiving 8.5 cents for every dollar we would receive if the program were fully supported. In FY13, all discretionary programs were cut by 5% as part of sequestration. This could only be described as devastating to the Lapwai School District resulting in a \$450,000 reduction in Impact Aid Funding. These cuts forced our district to attempt two back-to-back unsuccessful supplemental levies creating political turmoil where property taxes primarily burden retired residents on fixed incomes. Last year 93 of Idaho's 115 districts relied on supplemental levies, a reality which is unobtainable for our federally impacted schools. Thanks to rigorous, relentless pursuit of grant funding we survived this shortfall, yet these grants ended this year just as sequestration returns. Further cuts will lead to significant reductions in staffing and resources for students. Children in a district with an 89% Free and Reduced Lunch Rate deserve an equitable and fully funded education.

Thank you for your dedication to all the federally impacted students in Idaho. We are counting on your continued support. Hopefully you have had time to review the videos we've shared with your office to see the faces in our district that are directly impacted by your support. As your staff prepares for decisions regarding education and Impact Aid, we gladly offer ourselves as a trusted resource. Please never hesitate to contact me if I may provide additional information.

Most Sincerely,

Dr. David M. Aiken  
Superintendent, Federal Programs Director  
(208) 843-2622 ext. 202  
daiken@lapwai.org

*Together, we ensure all students will reach their full potential.*





## LAPWAI SCHOOL DISTRICT #341

404 S. Main  
Lapwai, Idaho 83540  
(208) 843-2622

7

Wednesday, October 04, 2017

Congressman Mike Simpson  
Katie Myers, Legislative Assistant:

The Lapwai School District appreciates your time on Tuesday, September 26<sup>th</sup> to discuss the importance of Impact Aid. Katie, thank you for accommodating us. The Congressman is very fortunate to have you on his team. Thank you for sharing this letter with him and our thanks for his continued support of this critical funding.

While making up for the shortfalls in state education funding, we are unable to rely on supplemental levies (raising property taxes) due to the high presence of tax exempt trust property in our district. The federal government recognizes their role in this dilemma and provides revenue in lieu of property taxes through the Impact Aid program. The purpose is to provide formula grants to school districts affected by the presence of nontaxable federal land to make up for the lost revenues of property taxes. Our impact aid allocation is based on the number of children who live on tax exempt trust property as well as parents who work on trust land.

Impact Aid is approximately 31% of our operating budget. Although the proposed raises from both the House and the Senate are greatly appreciated, we are currently only receiving 8.5 cents for every dollar we would receive if the program were fully supported. In FY13, all discretionary programs were cut by 5% as part of sequestration. This could only be described as devastating to the Lapwai School District resulting in a \$450,000 reduction in Impact Aid Funding. These cuts forced our district to attempt two back-to-back unsuccessful supplemental levies creating political turmoil where property taxes primarily burden retired residents on fixed incomes. Last year 93 of Idaho's 115 districts relied on supplemental levies, a reality which is unobtainable for our federally impacted schools. Thanks to rigorous, relentless pursuit of grant funding we survived this shortfall, yet these grants ended this year just as sequestration returns. Further cuts will lead to significant reductions in staffing and resources for students. Children in a district with an 89% Free and Reduced Lunch Rate deserve an equitable and fully funded education.

Thank you for your dedication to all the federally impacted students in Idaho. We are counting on your continued support. Hopefully you have had time to review the videos we've shared with your office to see the faces in our district that are directly impacted by your support. As your staff prepares for decisions regarding education and Impact Aid, we gladly offer ourselves as a trusted resource. Please never hesitate to contact me if I may provide additional information.

Most Sincerely,

Dr. David M. Aiken  
Superintendent, Federal Programs Director  
(208) 843-2622 ext. 202  
daiken@lapwai.org

*Together, we ensure all students will reach their full potential.*





## LAPWAI SCHOOL DISTRICT #341

404 S. Main  
Lapwai, Idaho 83540  
(208) 843-2622

8

Wednesday, October 04, 2017

Congressman Raul Labrador  
Bekah DeMordaunt, Senior Legislative Assistant:

The Lapwai School District appreciates your time on Tuesday, September 26<sup>th</sup> to discuss the importance of Impact Aid. Bekah, thank you for accommodating us. The Congressman is very fortunate to have you on his team. Thank you for sharing this letter with him and our thanks for his continued support of this critical funding.

While making up for the shortfalls in state education funding, we are unable to rely on supplemental levies (raising property taxes) due to the high presence of tax exempt trust property in our district. The federal government recognizes their role in this dilemma and provides revenue in lieu of property taxes through the Impact Aid program. The purpose is to provide formula grants to school districts affected by the presence of nontaxable federal land to make up for the lost revenues of property taxes. Our impact aid allocation is based on the number of children who live on tax exempt trust property as well as parents who work on trust land.

Impact Aid is approximately 31% of our operating budget. Although the proposed raises from both the House and the Senate are greatly appreciated, we are currently only receiving 8.5 cents for every dollar we would receive if the program were fully supported. In FY13, all discretionary programs were cut by 5% as part of sequestration. This could only be described as devastating to the Lapwai School District resulting in a \$450,000 reduction in Impact Aid Funding. These cuts forced our district to attempt two back-to-back unsuccessful supplemental levies creating political turmoil where property taxes primarily burden retired residents on fixed incomes. Last year 93 of Idaho's 115 districts relied on supplemental levies, a reality which is unobtainable for our federally impacted schools. Thanks to rigorous, relentless pursuit of grant funding we survived this shortfall, yet these grants ended this year just as sequestration returns. Further cuts will lead to significant reductions in staffing and resources for students. Children in a district with an 89% Free and Reduced Lunch Rate deserve an equitable and fully funded education.

Thank you for your dedication to all the federally impacted students in Idaho. We are counting on your continued support. Hopefully you have had time to review the videos we've shared with your office to see the faces in our district that are directly impacted by your support. As your staff prepares for decisions regarding education and Impact Aid, we gladly offer ourselves as a trusted resource. Please never hesitate to contact me if I may provide additional information.

Most Sincerely,

Dr. David M. Aiken  
Superintendent, Federal Programs Director  
(208) 843-2622 ext. 202  
daiken@lapwai.org

*Together, we ensure all students will reach their full potential.*



# The Basics of Impact Aid

The Original K-12 Federal Education Program  
Title VII Every Student Succeeds Act



National Association  
of Federally Impacted Schools



# INTRODUCTION

The Impact Aid Program, signed into law by President Harry Truman in 1950, is the nation's oldest K-12 Federal education program. Nationwide, approximately 1,200 school districts enrolling more than 10 million students benefit from Impact Aid funding.

Today's Impact Aid program had its beginnings in the early 1800s. Regulations were passed in 1821 to support the cost for schools to educate military-dependent children. The Johnson-O'Malley Act of 1934 identified that there were no local taxes to educate Native American children and provide funding for these children. This Act was the first acknowledgement by the Federal Government of its obligation to the local school district for educating children residing on Indian Lands. Additional pieces of legislation were passed in the late 1930s and early 1940s that were the precursor to the modern day Impact Aid program.

Impact Aid, originally PL. 81-874, was incorporated in 1994 into the Elementary and Secondary Education Act. It's now Title VII of the Every Student Succeeds Act. Funding for the program is approved annually by Congress through the Labor, Health and Human Services, Education Appropriations Subcommittee bill and the program is administered by the U.S. Department of Education. The program reimburses school districts for the loss of local tax revenue due to the presence of the Federal Government. Federal activities reduce local taxes because Federal property is removed from the tax roll and/or the school district is educating students with no or reduced tax revenue associated with those students. Lost tax revenue includes residential taxes, property taxes from business or industry, sales taxes, income taxes and local licenses and fees.

## EXAMPLES OF FEDERAL IMPACTION

- Military installations
- Indian Trust, Treaty, and Alaska Native Claims Settlement Act (ANCSA) Lands
- Federal low-rent housing facilities
- Federal properties such as national parks and Army Corps of Engineers projects and Federal facilities such as national laboratories, and VA hospitals

Impact Aid funding is direct, locally controlled and flexible. All Impact Aid funds appropriated annually by Congress are disbursed directly to school districts – bypassing state involvement and can be used for any general fund purpose such as instructional materials, salaries, transportation, technology or capital needs. All decisions on how Impact Aid funds are spent are made locally by elected school boards. This flexibility and local control allows school district leaders to target funds supporting all students wherever the needs are greatest.

Each school district must submit an Impact Aid application annually to the U.S. Department of Education. The application deadline is usually January 31. The Department reviews the applications and processes payments based on Congressional appropriations each fiscal year (October 1 - September 30). The Department allocates funding in multiple installments until all available funds are distributed. School district applications are audited, on average, once every five years.



The Impact Aid Program is the only K-12 Federal education program that is not forward funded. For example, FY 2018 funds for programs like Title I and IDEA are for the 2018-2019 school year, but for Impact Aid they are for the 2017-2018 school year. This means a delay in appropriations - caused by a Continuing Resolution (CR) or a government shutdown - has an immediate impact on Impact Aid-recipient school districts. Without a payment early in the school year, some districts may have difficulty funding day-to-day operations, instructional expenditures, utility payments, or payroll. Occasionally, due to cash flow deficits, school districts must defer payroll, dip into their fund balances, or borrow money while they await their Impact Aid payment. 11

The \$67.5 million sequester of Impact Aid in FY 2013 had a devastating impact on federally impacted schools. As one of the first programs to be cut, district leaders were forced to make tough choices including reductions in staff, increased class sizes, cuts to afterschool and arts programs, reduced professional development, fewer bus routes, and delays in technology upgrades and facilities maintenance. While a near-full restoration of Impact Aid in FY 2014 and a \$17 million increase in FY 2016 were welcome relief, funding caps on discretionary spending continue to be a concern for federally impacted schools.

***“Impact Aid is our life blood, the primary support for our excellent program providing students the education they deserve.***

***Without it we would have to reduce staff and services by 40 percent.”***



# SCHOOL FINANCE

12

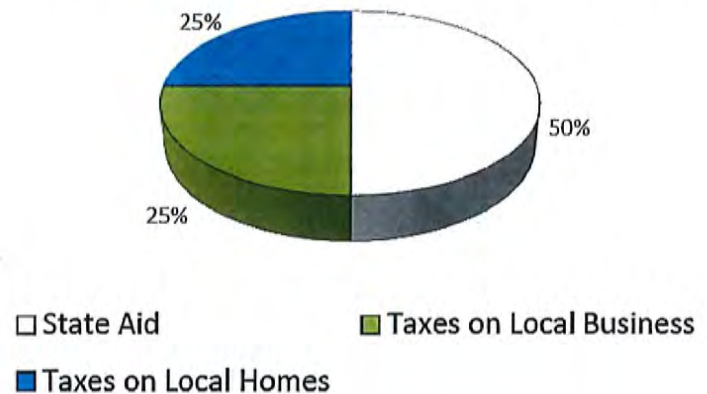
## Financing Non-Federally Impacted School Districts

U.S. public schools are financed through a combination of state and local revenue. Usually 50-percent of a school district's funding is derived from state aid and 50-percent is derived from local funding. Local funding sources are comprised of a combination of business and residential property taxes and fees, and local sales tax.

## Financing Federally Impacted School Districts

Federally impacted school districts receive state funding, the same as non-federally impacted schools. It is the local funding share that is reduced or eliminated because of a Federal presence that is not taxable. School districts with Federal lands, military installations, Federal low-rent housing or Indian Trust Land within their boundaries lose local revenue because of these non-taxable Federal activities. Impact Aid funding partially reimburses school districts for this loss of locally-derived revenue.

**Revenue Sources (on average) for Non-Federally Impacted School Districts**



**Impact Aid is  
"Uncle Sam"  
paying his  
taxes**





# IMPACT AID

## SECTION-BY-SECTION

### SECTION 7002 FEDERAL PROPERTY

*Section 7002 reimburses school districts that have lost significant local revenue due to Federal ownership of land within school district boundaries. School districts are dependent on local property taxes as their major revenue source to fund educational programs for the children they serve. Because federally owned property does not generate taxes, the revenue for the school district is dramatically reduced. These school districts are required to educate the same number of students as before the Federal property was acquired. Impact Aid Federal Property payments offset some of the tax loss school districts experience on an annual basis.*

Approximately 240 school districts are eligible under Section 7002 each year.

#### Examples of Eligible Federal Property

- National parks and grasslands
- National laboratories
- Army Corps of Engineers projects
- Military testing grounds
- Military academies
- Environmental waste sites

#### Eligibility

There are two eligibility criteria for a school district to be eligible for Section 7002:

1. The property was acquired by the Federal Government after 1938 AND
2. The assessed value of the property, when it was acquired by the Federal Government, is at least 10-percent of the school district's total assessed value. For example, if in 1939 the Federal Government acquires seven percent of the assessed value of Federal property in the district and then acquires an additional four percent in 1943, the school district would become eligible for an Impact Aid payment in 1943.

In addition, the property cannot have been acquired by exchange for other Federal property. To be eligible, the school district is not being substantially compensated by increases in revenues from Federal activities from the property.



## Determination of Section 7002 Payments

14

School districts must submit an application for payment to the U.S. Department of Education each year. The formula for valuing eligible Federal property was changed beginning in Fiscal Year 2013. As a result, each school district receives a Foundation Payment based on a percentage of funds they received under the previous system. Remaining funding is distributed based on the value of taxable property within school district boundaries, as well as the local tax rate.

There are three steps to determine a school district's Maximum Payment

### Step 1:

$$\frac{\text{Total assessed value of taxable property}}{\text{Number of acres less the 7002 acres}} = \text{Average dollar-per-acre of taxable property}$$

### Step 2:

$$\text{Average dollar-per-acre of taxable property} \times \text{Number of eligible Federal acres} = \text{Value of Federal property}$$

### Step 3:

$$\text{Value of Federal property} \times \text{Local tax rate} = \text{Maximum payment}$$

Section 7002 is underfunded; the level of appropriations meets only 11-percent of the program's need based on what it would require to fund each school district's Maximum Payment. As a result, the available funding after the Foundation Payment is made is equally prorated based on each school district's Maximum Payment as a percentage of the total program cost.

## A Common Misconception . . .

**Because they are completely funded by the Federal government, the Department of Defense and Bureau of Indian Education Schools are not considered public schools.**





## SECTION 7003 BASIC SUPPORT PAYMENTS FOR FEDERALLY CONNECTED CHILDREN

*Basic Support Payments for federally connected children compensate school districts for educating students whose parents or legal guardians reside and/or work on Federal property, including children of members of the uniformed services, and children who reside on Indian Lands. Section 7003 is the largest component of the Impact Aid Program, both in regard to funding and to number of school districts.*

*A school district can choose one or both of the following two options to count its students:*

- 1. Parent-Pupil Survey: A U.S. Department of Education-approved form for counting the school district's federally connected children. The school district provides a form to parents for each enrolled child. The parent-pupil survey form is a means of authenticating the child's place of residence and the parent's place of employment.*
- 2. Source Check: A U.S. Department of Education-approved means of counting the membership of a school district's federally connected children. It is provided to: 1) a parent's employer, who identifies the place of employment of a parent of a pupil claimed; 2) to a housing official, who indicates the residence of each pupil claimed; and 3) to a tribal official, who states each pupil claimed resides on Indian Lands over which that tribal official has jurisdiction.*

## Did you know . . .

**Some school districts meet the eligibility requirements for both Sections 7002 and 7003. In the cases where school districts are receiving a payment under both Sections, the combined payment cannot be greater than the higher of the two maximum payments.**



## Eligibility

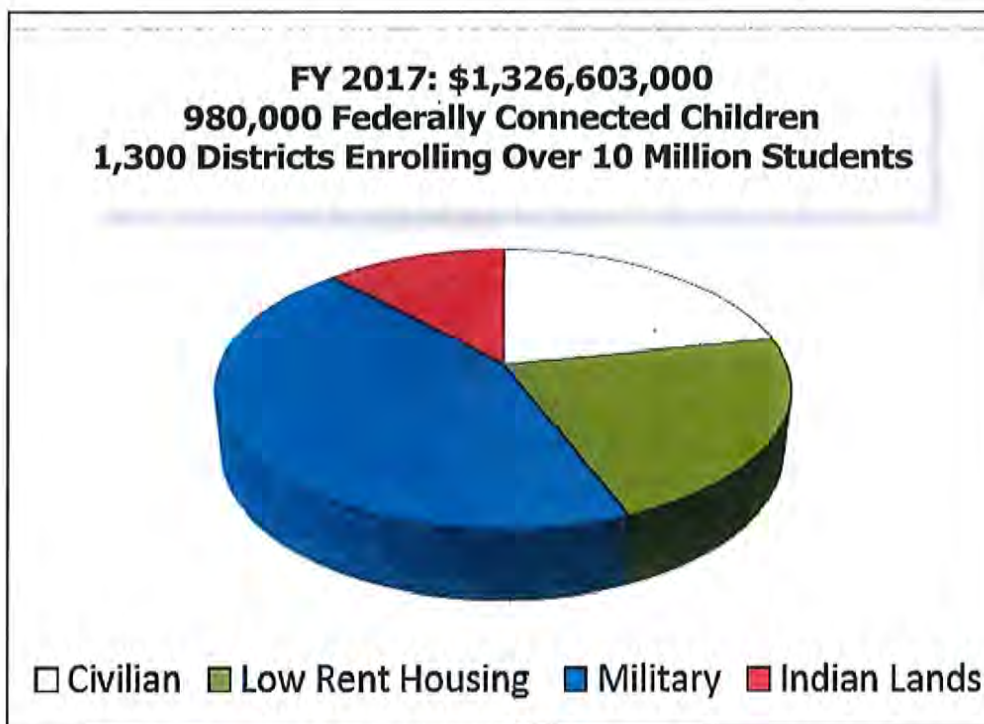
To be eligible for a Basic Support payment, a school district must educate at least 400 Federal students in average daily attendance (ADA) or they must represent at least three-percent of the school district's ADA.

## Federally Connected Children

Those children whose parent(s) or legal guardian(s) reside and/or work on Federal property are considered federally connected. The law recognizes as eligible:

- **Indian Land** - Children whose parent(s) live on Indian trust, treaty or ANSCA land (1.25 weight).
- **Military on-base** - Children whose parent(s) are members of the uniformed services and reside on a military installation, including children of foreign military officers (1.0 weight).
- **Military off-base** - Children whose parent(s) are members of the uniformed services but who reside off the military installation, including children of foreign military officers (.20 weight).
- **Low rent housing** - Children whose parents reside in Federal low rent housing (not Section 8 housing) (.10 weight).
- **Civilian** - Children whose parent(s) both live AND work on Federal property (1.0 calculation)
- **Civilian whose parent works OR lives on Federal property\*** - Children whose parent(s) resides on Federal property, but works on taxable land OR children whose parent(s) resides on taxable land, but works on Federal property (.05 weight).

\*Civilian students can only be calculated into a school district's payment if there are 1,000 in ADA or they represent at least 10-percent of the school district's ADA.





# **IMPACT AID GLOSSARY OF TERMS**

## **ADA**

Average daily attendance. Average number of students present (as opposed to enrolled) during the time a school is in session.

## **FISCAL YEAR (FY)**

A period used for calculating Impact Aid payments. The Federal fiscal year begins on October 1 of any given year and ends on September 30. Federal fiscal years do not follow school calendar years.

## **LEARNING OPPORTUNITY THRESHOLD (LOT)**

The percent that indicates how dependent a school district is on Impact Aid funds—the higher the LOT percentage, the closer the LOT payment is to the Maximum Basic Support Payment.

## **LOCAL CONTRIBUTION RATE (LCR)**

The estimated local share of the cost of elementary and secondary education.

## **LOCAL EDUCATIONAL AGENCY (LEA)**

A board of education or other legally constituted local school authority having administrative control and direction of free public education in a county, township, independent school district, or other school district, including any state agency that operates and maintains facilities for providing a free public education.

## **PL-81-874**

Original Impact Aid statute; passed in 1950. In 1965, it was used by Congress as the legislative vehicle to pass the Elementary and Secondary Education Act (ESEA). In 1994, Impact Aid was folded into ESEA as Title VIII and PL-81-874 was repealed. In 2015, Impact Aid was reauthorized as Title VII in the Every Student Succeeds Act (ESSA).

## **SECTION 7002 (FEDERAL PROPERTY)**

Provides assistance to a local school district that has lost a portion of its tax base due to Federal acquisition. Eligibility is determined by how and when the land was acquired by the Federal government.

## **SECTION 7003 (BASIC SUPPORT)**

Payments made to school districts that educate at least 400 Federal students who are in average daily attendance (ADA), or have at least a three-percent ADA of Federal students.

### **STUDENT WEIGHTS**

Federal students are given different weights to calculate a school district's payment. They are as follows: Indian Lands children 1.25; Military on-base 1.00; Civilian children whose parents live AND work on base 1.00; Military off-base children .20; Low-rent housing children .10; Civilian children whose parents live OR work on Federal property .05.

### **TOTAL CURRENT EXPENDITURES**

All expenditures for free public education, including expenditures for administration, instruction, attendance and health services, transportation, operation and maintenance, fixed charges, and net expenditures to cover deficits for food services and student body activities. Does not include expenditures for community services, capital outlay, debt service, or any expenditures made from funds awarded under part A of Title I and Title VI.

### **WEIGHTED FEDERAL STUDENT UNITS (WFSUs)**

Children in average daily attendance multiplied by the categorical student weights in the Impact Aid law. These units are multiplied by the Local Contribution Rate (LCR) to determine an LEA's Maximum Basic Support Payment.



Jackie McArthur

32727 Amos Bench RD

Lenore, ID 83541

[amosbench@gmail.com](mailto:amosbench@gmail.com)

September 14, 2017

Dear Lapwai School District Board of Trustees:

Please accept my letter of interest to fulfill the elected seat for Zone 5/ Lenore in the Lapwai School District. Per your public notice, I am aware that Ms. Meisner resigned her position in August 2017. I reside in the respective Zone and have since 2002. I have five children in district who attend school at Lapwai Elementary and Lapwai High School. I am a registered voter through the Lenore precinct.

I would be honored to have the opportunity to serve the children and residents of my respective zone and families of the Lapwai School District. The Lapwai school district is unique, as a public school institution, recipient of State, federal and tribal monies. The district has bright beautiful children who have a board of trustees that champion them, support them, seek accountability and believe in them. I have diverse experience in public relations, administration, and budget: allocations, proposals, reports, necessary and prudent spending and strive towards collective community wellness.

So what, now what. So we have children who are impacted adversely by many things, but now what? Now we will continue to build a safe learning environment that will prepare them for success, expect their participation and make a difference in their future! Education will not contribute towards any demise but building blocks for success and wellness. That is what I want to be a part of and of service.

Sincerely



Jackie McArthur

It is the intent of the Lapwai School District that all Indian Children of school age have equal access to all programs, services and activities offered. The District is dedicated to consulting with local Tribal officials and parents of Indian children in the planning and development of Indian Policies and Procedures, general education programs, and activities. These policies will be reviewed annually and revisions will be made within 90 days of the determination that requirements are not adequately being met.

**Policy 1:** The Lapwai School District will disseminate relevant applications, evaluations, program plans and information related to the District's education program and activities with sufficient advance notice to allow Tribes and parents of Indian children the opportunity to review and make recommendations.

How?

- a) Distributed to all Nez Perce Tribe employees by email
- b) Available on the District website at [www.lapwai.org](http://www.lapwai.org)
- c) Linked at the Lapwai School District Facebook Page: Lapwai School District #341
- d) Sent home with all students Preschool through 12<sup>th</sup> Grade
- e) Copies available at the District Office at 404 S. Main St.
- f) Copies distributed during fall parent-teacher conferences
- g) Available at the Annual Impact Aid Meeting

How Far in Advance?

The Lapwai School District will disseminate relevant applications, evaluations, program plans and information related to the District's education program no later than November 30<sup>th</sup> annually.

**Policy 2:** The Lapwai School District will provide an opportunity for Tribes and parents of Indian children to provide their views on the District's educational program and activities, including recommendations on the needs of their children and Indian Policies and Procedures (IPPs): A Reference Guide for Evaluating IPPs on how the District's may help those children realize the benefits of the District's education programs and activities.

As part of this requirement, the Lapwai School District will:

- (i) Notify Tribes and the parents of Indian children of the opportunity to submit comments and recommendations, considering the tribe's preference for method of communication, and
- (ii) Modify the method of and time for soliciting Indian views, if necessary, to ensure the maximum participation of Tribes and parents of Indian children.

**Procedure 2(a):** The parents of Indian children and members of the Tribe can provide input on the educational program and activities through the Annual Impact Aid Questionnaire distributed as described in Policy 1; a-g.

**Procedure 2(b):** It is recommended the parents of Indian Children complete and return the Annual Impact Aid Questionnaire prior to January 31<sup>st</sup> annually, yet questionnaires are welcome throughout the year and remain available on the District website. Input is always welcome by contacting the Superintendent as well.

**Procedure 2(c):** The superintendent or their designee will contact the Tribe annually to solicit their preference of communication.

**Procedure 2(d):** The Superintendent will revise their approach to communication when requested by the Tribe.

**Procedure 2(e):** The Superintendent will utilize multiple methods of communication to reach the maximum number of parents as described in Policy 1; a-g. The Superintendent will also confer with the Nez Perce Tribe Education Department to select times for meetings that do not conflict with Tribal holidays and events.

**Policy 3:** The Lapwai School District will, at least annually, assess the extent to which Indian children participate on an equal basis with non-Indian children in the District's education program and activities. As part of this requirement, the District will:

(i) Share relevant information related to Indian children's participation in the District's education program and activities with Tribes and parents of Indian children; and

(ii) Allow Tribes and parents of Indian children the opportunity and time to review and comment on whether Indian children participate on an equal basis with non-Indian children.

**Procedure 3:** The Lapwai School District will annually examine and evaluate the Indian participation in all educational programs and activities.

What programs will be evaluated?

- Extended Learning/After School Programs
- Extracurricular Activities and Clubs
- Athletics
- Gifted and Talented Programs
- Advance Placement/College and Career Readiness Activities
- All Other Programs and Activities

How will the analysis occur?

The Superintendent will request enrollment records for all educational programs and activities. Should a discrepancy in participation be identified, the Superintendent will immediately notify the Board of Trustees for input on corrective action.

What data will be used?

Enrollment records from the District student information system for all schools as well as registration records and rosters for all programs.

When will the analysis occur?

The analysis will occur prior to January 31<sup>st</sup> annually. A second analysis may be requested by the Board of Trustees should a concern be reported.

**Procedure 3(a):** The Lapwai School District will communicate the results of the evaluation with the Tribes and parents of Indian children no later than February 1<sup>st</sup> annually utilizing the same communication methods as described in Policy 1; a-g.

**Procedure 3(b):** The Lapwai School District will ensure Tribes and parents of Indian children will be afforded the opportunity and time to review and comment on whether Indian children participate on an equal basis with non-Indian children.

How?

- a) Annual Impact Aid Questionnaire
- b) Annual Impact Aid Meeting
- c) Fall and Spring Parent-Teacher Conferences
- d) Monthly School Board Meetings
- e) Contacting the Superintendent
- f) Indian Parent Committee Meetings
- g) All Other Committee Meetings and School Events

When is the Annual Impact Aid Meeting?

The annual Impact Aid Meeting is scheduled no later than November 30<sup>th</sup>.

How far in advance of the meeting will the evaluation be shared?

Participation evaluation information will be shared a minimum of two weeks prior to the Annual Impact Aid Meeting and sooner whenever possible.

**Policy 4:** The Lapwai School District will modify the IPPs if necessary, based upon the results of any assessment or input as described in this document.

How and when can Tribes or parents of Indian children can make recommendations for changes to the IPPs?

Recommendations are welcome throughout the year by contacting the Superintendent as well as encouraged at the following:

- a) Annual Impact Aid Questionnaire
- b) Annual Impact Aid Meeting
- c) Fall and Spring Parent-Teacher Conferences
- d) Monthly School Board Meetings
- e) Indian Parent Committee Meetings
- f) All Other Committee Meetings and School Events

Who evaluates the recommendations?

The recommendations are evaluated by the Lapwai School District Board of Trustees with input welcome from the Nez Perce Tribe Education Department and Lapwai School District Indian Parent Committee.

Who decides if the IPPs will be revised to accommodate these recommendations?

The Lapwai School District Board of Trustees determines if the IPPs will require revision based on the recommendations.

How will the Tribes and parents of Indian children be made aware of the changes?

The Tribes and parents of Indian children be made aware of the changes as described in Policy 1; a-g.

**Policy 5:** The Lapwai School District will respond at least annually in writing to comments and recommendations made by Tribes or parents of Indian children, and disseminate the responses to the Tribe and parents of Indian children prior to the submission of the IPPs by the District.

How will the District respond to the comments received through the IPP consultation process?

The District will respond in writing annually, grouped by topic, to the Tribe and parents of Indian children.

When will the District respond to comments and recommendations?

The District will respond to comments and recommendations no later than February 1<sup>st</sup> annually.

How will the responses be disseminated?

The responses will be shared widely as described in Policy 1; a-g. The written responses by group will also be published in the Tac Titooqan Newspaper.

**Policy 6:** The Lapwai School District will provide a copy of the IPPs annually to the affected Tribe.

How and when will the IPPs will be sent to the Tribe?

The District will send the IPPs to the Tribe no later than January 31<sup>st</sup> annually according to their preferred method of communication as described in Policy 2.

## What are Indian Policy and Procedures (IPPs)?

An IPP document describes how an LEA is going to accomplish effective consultation with Tribes and parents about the equal participation of Indian children in its educational program consistent with the following overarching principles:

- (1) Create an educational program (include extra curricular activities) that ensures Indian children participate in programs and activities on an equal basis with all other children;
- (2) Give parents of Indian children and Indian tribes the opportunity to present their views on the educational program, including an opportunity to make recommendations on the needs of Indian children and how the local educational agency (LEA) may help Indian children realize the full benefits of the educational programs and activities;
- (3) Include and consult the parents of Indian children and Indian tribes in planning and developing of the IPPs and educational programs and activities; and
- (4) Give parents of Indian children and Indian tribes served by the LEA access to the relevant applications, evaluations, and program plans.

In general, an LEA that claims children residing on Indian lands must consult with and involve local tribal officials and parents of Indian children in the planning and development of:

- (1) Its Indian policies and procedures (IPPs), and
- (2) The LEA's general educational program and activities.

## What Must an IPP Contain?

There are six actions an LEA must take to comply with the IPP law and regulations. The LEA must state what it is going to do and then describe specifically how they are going to accomplish them.

**Policy 1-** An LEA must disseminate relevant applications, evaluations, program plans and information related to the LEA's education program and activities with **sufficient advance notice** to allow tribes and parents of Indian children the opportunity to review and make recommendations.

Procedure 1 - In this case, the LEA should specifically describe:

- **How** the applications, evaluations, program plans and information will be distributed to tribes and the parents of Indian children?
- **How far in advance** of any meeting on these topics, the materials will be provided to the parents of Indian children and the tribes.

**Policy 2-** Provide an opportunity for tribes and parents of Indian children to provide their views on the LEA's educational program and activities, including recommendations on the needs of their children and



on how the LEA may help those children realize the benefits of the LEA's education programs and activities. As part of this requirement, the LEA will -

- (i) Notify tribes and the parents of Indian children of the opportunity to submit comments and recommendations, considering the tribe's preference for method of communication, and
- (ii) Modify the method of and time for soliciting Indian views, if necessary, to ensure the maximum participation of tribes and parents of Indian children.

Procedure 2(a)- The LEA should describe **how** the parents of Indian children and members of the tribe can provide input on the educational program and activities.

Procedure 2(b)- The LEA should say **how and when** the LEA will notify tribe and parents of Indian lands of the opportunities to submit recommendations and comments.

Procedure 2(c)- **How** they will solicit the tribe's preference of communication.

Procedure 2(d)- **How** they will accommodate the preference in 2(c).

Procedure (e)- **How** the LEA will establish a method of communication and time of meetings to ensure maximum participation

**Policy 3-** The LEA will, at least annually, assess the extent to which Indian children participate on an equal basis with non-Indian children in the LEA's education program and activities. As part of this requirement, the LEA will:

- (i) Share relevant information related to Indian children's participation in the LEA's education program and activities with tribes and parents of Indian children; and
- (ii) Allow tribes and parents of Indian children the opportunity and time to review and comment on whether Indian children participate on an equal basis with non-Indian children.

Procedure 3- The LEA should explain **how** they will evaluate the Indian participation in educational programs and activities. You should be able to look at their supporting documents and be able to see how many Indian children were enrolled in AP science for example. How many were on the varsity soccer team, etc.). At a minimum, the LEA should describe the following:

- Which programs will be evaluated
- How the analysis will occur
- What data will be used
- When the analysis will occur

Procedure 3(a)- The LEA should describe **how and when** it will communicate the results of the evaluation with the tribes and parents of Indian children. Making the data available in the school administrative office is not necessarily enough to meet this requirement. Some LEAs

print summaries of the data in the school newsletters which are sent home to parents. Some send the data home and to the tribes. Some ask the tribes to post the information as well. Making it electronically accessible is better than available for review upon request; however, we encourage a more active sharing of the information with parents of Indian children and the tribes.

Procedure 3(b)- The LEA should describe **how and when** tribes and parents of Indian children will be afforded the opportunity and time to review and comment on whether Indian children participate on an equal basis with non-Indian children. At a minimum, the LEA should describe:

- **How** the LEA will accept comments, recommendations or feedback on equal participation from the tribes and parents of Indian children. Meetings? In writing? Email? In Person?
- If there is an open meeting for feedback, **when is the meeting?** Is it scheduled at a time and place that will encourage maximum participation from the tribes and parents of Indian children?
- **How far in advance** of the meeting will the evaluation be shared? Is there enough time for tribes and parents of Indian children to review the information and provide meaningful comments?

**Policy 4-** Modify the IPPs if necessary, based upon the results of any assessment or input described in §222.94(b).

Procedure 4- The LEA should explain the criteria for making a change to the IPPs based on assessment or input.

- **How and when** the tribes or parents of Indian children can make recommendations for changes to the IPPs?
- **Who** evaluates the recommendations?
- **Who** decides if the IPPs will be revised to accommodate these recommendations?
- **When** will the changes be implemented?
- **How** will the tribes and parents of Indian children be made aware of the changes?

**Policy 5-** Respond at least annually in writing to comments and recommendations made by tribes or parents of Indian children, and disseminate the responses to the tribe and parents of Indian children prior to the submission of the IPPs by the LEA.

Procedure 5- The LEA should describe:

- **How** it will respond to the comments received through the IPP consultation process. Will they be addressed individually? Grouped by topic?
- **When** it will respond to comments and recommendations

## Indian Policies and Procedures (IPPs) – A Reference Guide for Evaluating IPPs

- **How** will the responses be disseminated? Making them available is not the same as dissemination.

**Policy 6-** Provide a copy of the IPPs annually to the affected tribe or tribes.

Procedure 6- The LEA should describe **how and when** the IPPs will be sent to the tribes.

STAFF PERSONNEL  
*Series 400*

Policy Title: VOLUNTEERS

Code: 406.4

Lapwai School District recognizes the valuable contributions made to the total school program by members of the community who act as volunteers. These volunteers have not entered into an express or implied compensation agreement with the District. Volunteers are excluded from the definition of “employee” under the appropriate state and federal statutes.

School Volunteers

1. Any and all volunteers must complete an application to include completion of a statement regarding their level of involvement with legal authorities;
2. Any and all volunteers must complete fingerprinting and criminal background investigations;
3. Any and all volunteers must be approved by the School Board prior to their service;
4. Any and all volunteers are “at will” and may be removed from their volunteer position by the District at any time with or without just cause;
5. Any and all volunteers must comply with any training and supervision by approved District employees.

Athletic Volunteers

1. Athletic volunteers must complete an application to include completion of a statement regarding their level of involvement with legal authorities;
2. Athletic volunteers must complete fingerprinting and criminal background investigations;
3. Athletic volunteers must be approved by the School Board prior to their service;
  - a. Athletic volunteers must be approved by the head coach, athletic director, principal, and superintendent prior to submitting to the school board for approval.
4. Athletic volunteers are “at will” and may be removed from their volunteer position by the District at any time with or without just cause;
5. Athletic volunteers must comply with any training and supervision by approved District employees as well as IHSA rules, regulations, and codes of conduct for coaches;
6. Athletic volunteers must become CPR, concussion, sudden cardiac arrest, and AED certified prior serving students;
7. Athletic volunteers may not be the spouse or the children of the coach or other board approved volunteers;

8. The following ratios of adults to student athletes will guide the athletic volunteer recruitment process and may not be exceeded:

Baseball: 1 to 10

Basketball: 1 to 10

Cheerleading: 1 to 10

Football: 1 to 8

Softball: 1 to 10

Track: 1 to 10

Volleyball: 1 to 10